

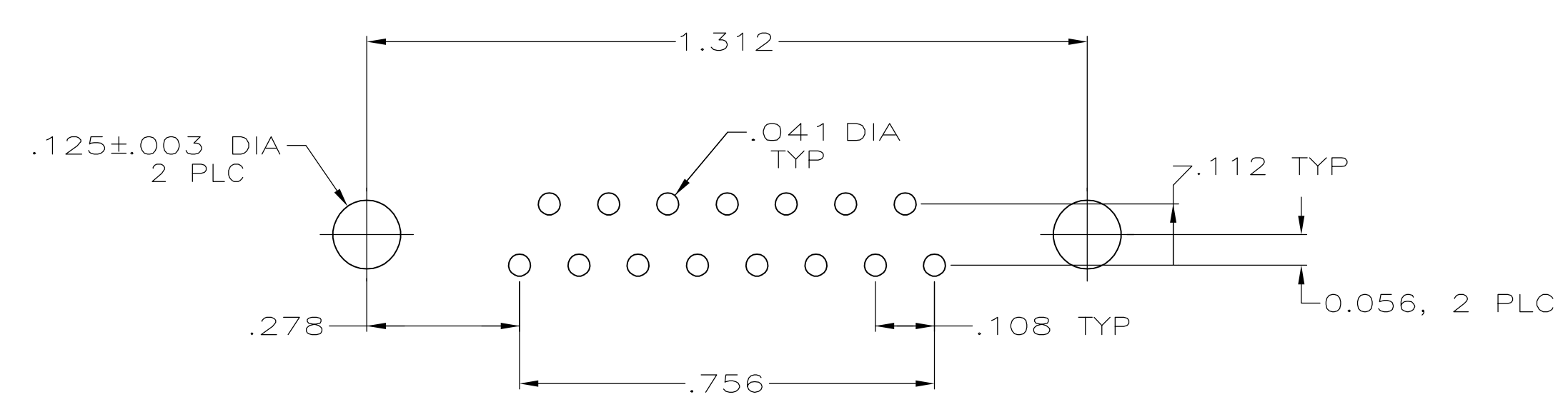
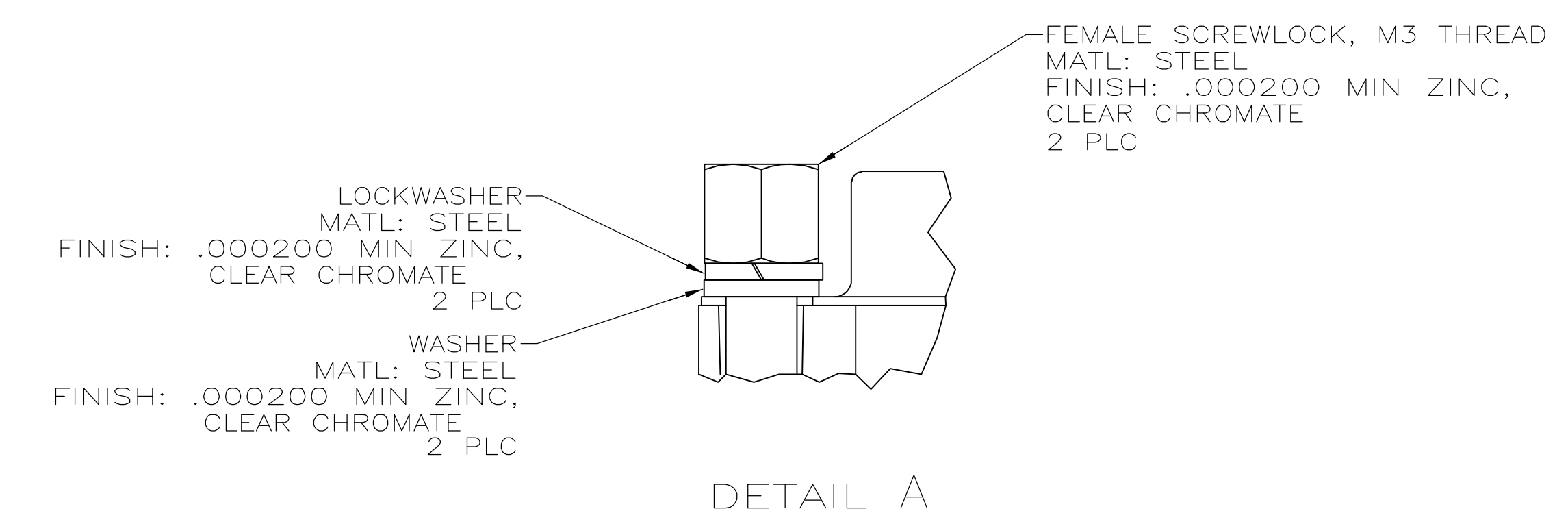
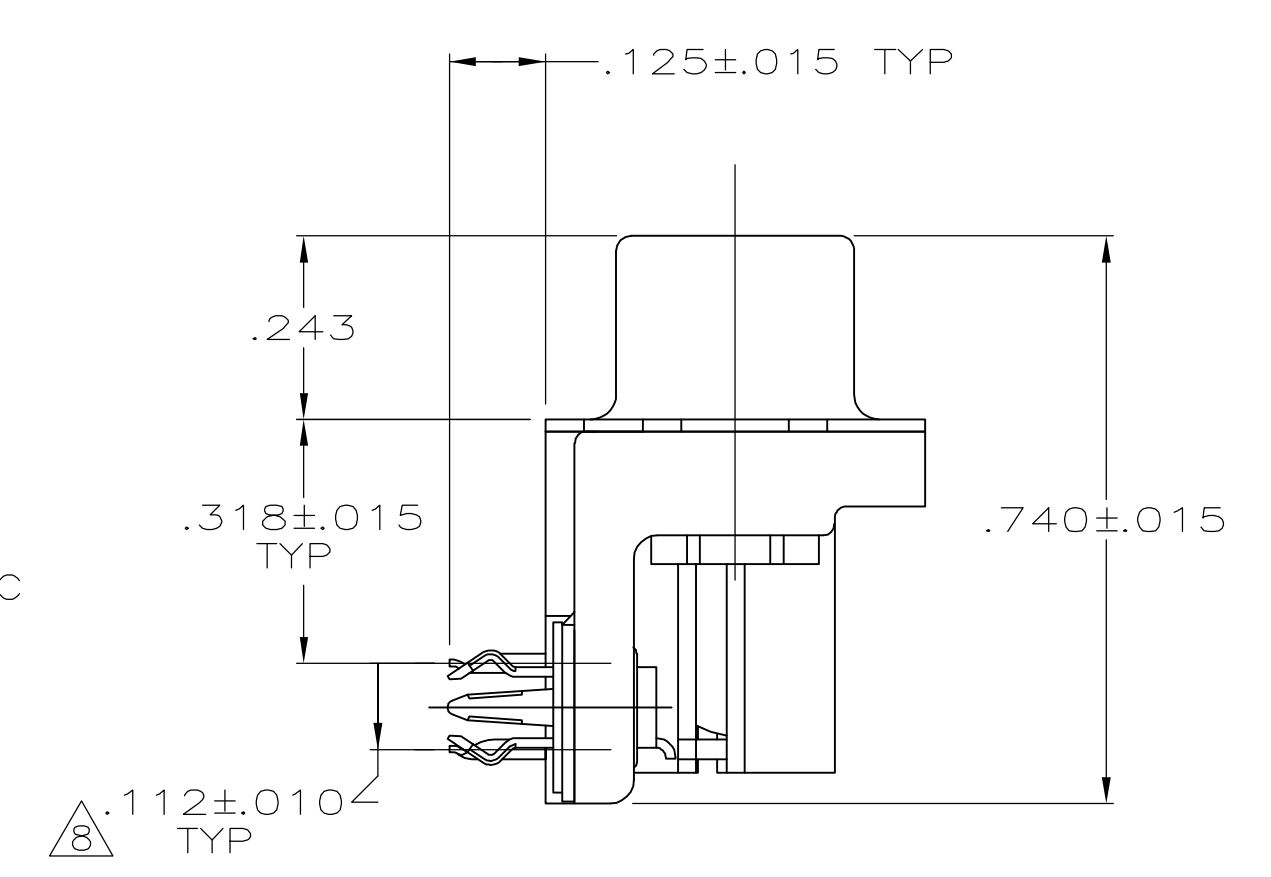
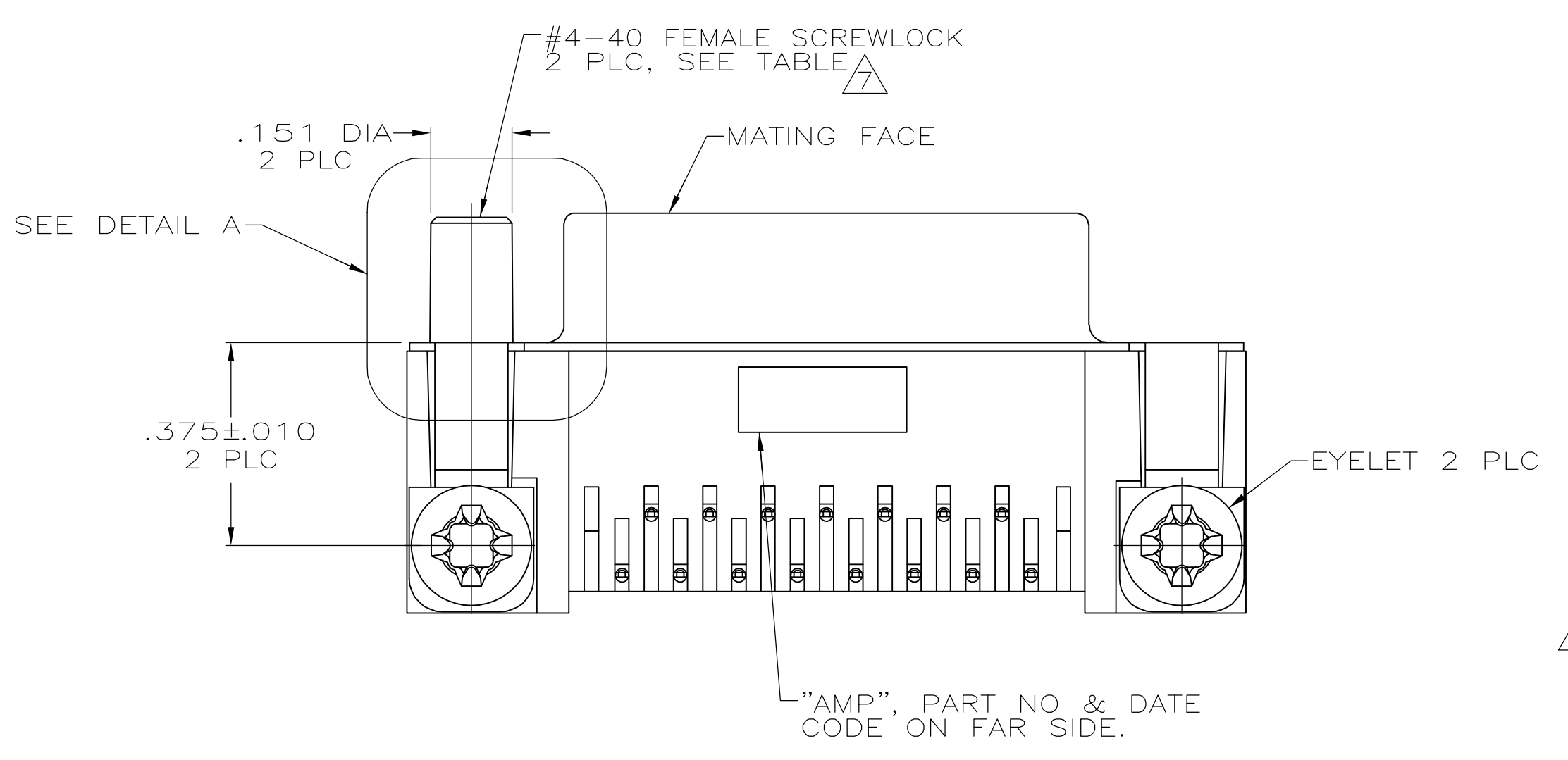
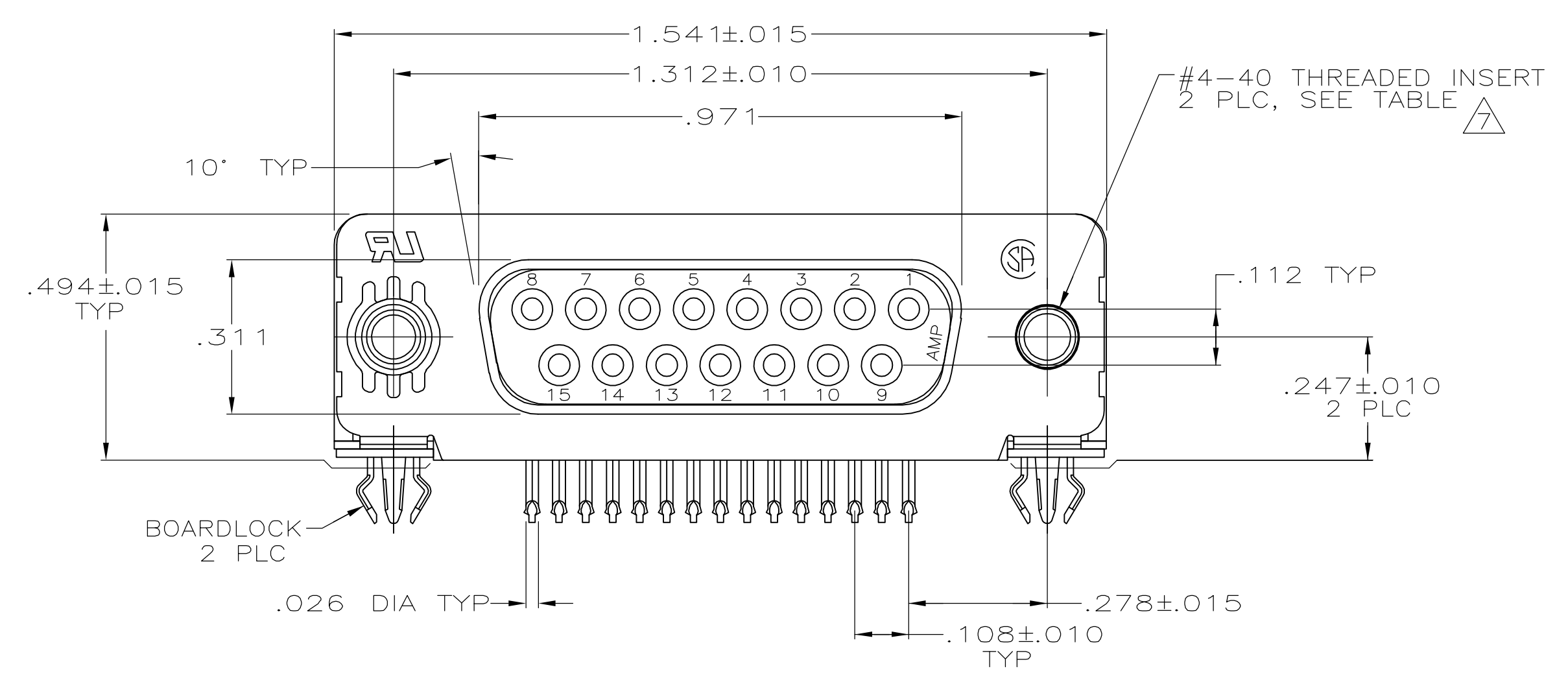
Distributed by:

JAMECO[®]
ELECTRONICS

www.Jameco.com ♦ 1-800-831-4242

The content and copyrights of the attached
material are the property of its owner.

Jameco Part Number 973241



PC BOARD MOUNTING DIMENSIONS

1. CONNECTOR MATES WITH ANY 25 POSN PLUG IN AMPLIMITE™ SERIES.
2. MOLDED PARTS: FLAME RETARDANT 94V-0 RATED THERMOPLASTIC, BLACK.
SHELL: STEEL PER ASTM A109
CONTACTS: PHOSPHOR BRONZE PER QQ-B-750
EYELETS: BRASS
SCREWLOCKS: ZINC
INSERTS: ZINC
BOARDLOCKS: COPPER ALLOY
3. SHELL: .000100 MIN TIN OR TIN-LEAD
CONTACTS: SEE TABLE
EYELETS: TIN
BOARDLOCKS: SEE TABLE
INSERTS AND SCREWLOCKS: CLEAR CHROMATE
4. GOLD PLATING PER MIL-G-45204, NICKEL PLATING PER QQ-N-290, TIN PLATING PER MIL-T-10727.
5. GOLD FLASH FOR A DISTANCE OF .100 MIN FROM MATING END, .000100-.000200 BRIGHT TIN OR BRIGHT TIN-LEAD ON TERMINATION END, ALL OVER .000050 NICKEL ON ENTIRE CONTACT.
6. .000030 GOLD FOR A DISTANCE OF .100 MIN FROM MATING END, .000100-.000200 BRIGHT TIN OR BRIGHT TIN-LEAD ON TERMINATION END, ALL OVER .000050 NICKEL ON ENTIRE CONTACT.
7. SCREWLOCKS & INSERTS WILL WITHSTAND 6 IN-LBS TORQUE & 50 LBS PULL OUT FORCE FROM MATING FACE SIDE.
8. DIMENSION APPLIES FROM CENTER OF CONTACTS.
9. .000030 GOLD FOR A DISTANCE OF .055 MIN FROM MATING END, .000100-.000200 BRIGHT TIN OR BRIGHT TIN-LEAD ON TERMINATION END, ALL OVER .000030 NICKEL ON ENTIRE CONTACT.
10. SPECIAL PACKAGING REQUIRED.

	-	ZINC	FEMALE SCREWLOCKS	TIN	6	6-747845-9
	-	ZINC	FEMALE SCREWLOCKS	TIN	5	6-747845-8
	TRAY	ZINC	THREADED INSERTS	TIN	6	6-747845-7
	OBSOLETE TRAY SPECIAL	ZINC	THREADED INSERTS	TIN-LEAD	5	1-747845-2
	TRAY	ZINC	THREADED INSERTS	TIN-LEAD	6	1-747845-1
SUPSD BY 747845-4	TUBE	ZINC	THREADED INSERTS	TIN-LEAD	6	1-747845-0
SUPSD BY 747845-4	-	ZINC	FEMALE SCREWLOCKS, SEE DETAIL A	TIN-LEAD	9	747845-9
OBSOLETE	-	ZINC	THREADED INSERTS	TIN-LEAD	6	747845-8
OBSOLETE	-	BRASS	ULTRASONIC THREADED INSERTS	TIN-LEAD	5	747845-7
	-	ZINC	FEMALE SCREWLOCKS	TIN-LEAD	6	747845-6
	-	ZINC	FEMALE SCREWLOCKS	TIN-LEAD	5	747845-5
	TRAY	ZINC	THREADED INSERTS	TIN-LEAD	6	747845-4
	-	ZINC	THREADED INSERTS	TIN-LEAD	5	747845-3
OBSOLETE	-	-	.125 DIA HOLES	TIN-LEAD	6	747845-2
SUPSD BY 747845-2	-	-	.125 DIA HOLES	TIN-LEAD	5	747845-1

THIS DRAWING IS A CONTROLLED DOCUMENT.		DIN J.GALLUCCI/BG 28-JAN-91		Tyco Electronics Corporation	
DIMENSIONS: INCHES		TOLERANCES UNLESS OTHERWISE SPECIFIED:		Harrisburg, PA 17105-3608	
0 PLC	± .005	APVD W.G. LENKER 15-APR-91	NAME J. YOUNG 15-APR-91	RECEPTACLE ASSEMBLY, SIZE 2, 15 POSITION, RIGHT ANGLE, FRONT METAL SHELL, .318 SERIES, .026 DIA POSTS, BOARDLOCKS, AMPLIMITE™ HD-20	
1 PLC	± .005	PRODUCT SPEC 108-40025		SIZE 114-40010	
2 PLC	± .005	APPLICATION SPEC		WEIGHT	
3 PLC	± .005	DRAWING NO A100779		SCALE 4:1	
4 PLC	± .005	DRAWING NO C=747845		SHEET 1 OF 1	
ANGLES	± .005	CUSTOMER DRAWING		REV AA	