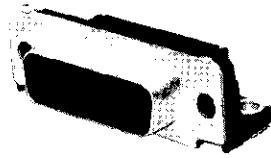


HD-20 Front Metal-Shell Right Angle Posted Connectors 8.08 [.318] Mount

Post Size—0.66 [.026] Dia. Receptacle



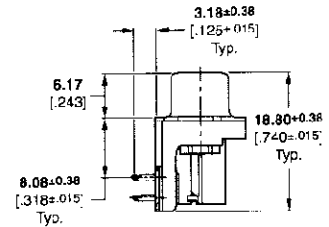
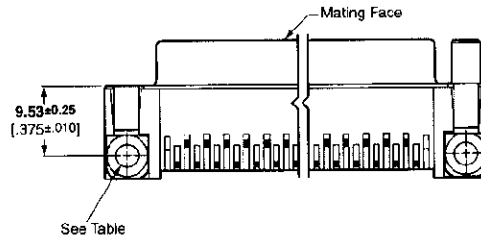
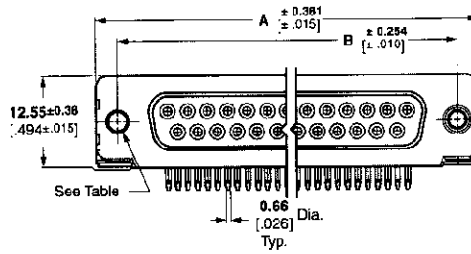
With Grounding Straps



With Threaded Insert



With Fixed Female Screwlock



Material and Finish:

- Front Shell — Steel, tin plated
- Housing — 94V-0 rated thermoplastic, black
- Eyelets — Brass, tin plated
- Threaded Inserts — Zinc
- Female Screwlock — Zinc
- Boardlocks — Copper alloy, tin-lead plated
- Socket Contacts (Posted) — Phosphor bronze, duplex plated as follows:
 - A — 0.00076 [.00030] gold on mating end, tin-lead on termination end, with entire contact nickel underplated
 - B — Gold flash on mating end, tin-lead on termination end, with entire contact nickel underplated

Technical Documents:

- Product Specification — *08-40025
- Application Specification — 114-40010

Shell Size	No. of Contact Positions	Dimensions		Contact Finish (Plating Code)	Receptacle Part Numbers					
		A	B		Without Boardlocks			With Boardlocks		
					With Standard Mounting Holes	With Threaded Inserts	With Fixed Female Screwlocks	With Standard Mounting Holes	With Threaded Inserts	With Fixed Female Screwlocks
1	9	30.81	24.99	A	745781-2	745781-4	745781-6	747844-2	747844-4	747844-6
		1.213	.984	B	—	745781-3	—	—	747844-3	747844-5
2	15	39.14	33.33	A	745782-2	745782-4	745782-6	747845-2	747845-4	747845-6
		1.541	1.312	B	—	—	—	—	747845-3	747845-5
3	25	53.04	47.04	A	745783-2	745783-4	745783-6	747846-2	747846-4	747846-6
		2.088	1.852	B	—	745783-3	745783-5	—	747846-3	747846-5
4	37	69.32	63.50	A	—	745784-4	745784-6	—	747847-4	747847-6
		2.729	2.500	—	—	—	—	—	—	—

Notes: 1. All receptacle connectors are preloaded with size 20 DF posted socket contacts.
 2. Recommended PC board thickness is 1.58 [.062] for connectors with boardlocks and 2.36 [.093] max. for all others.