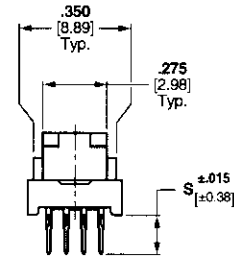
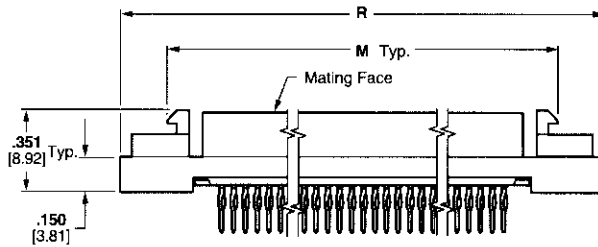
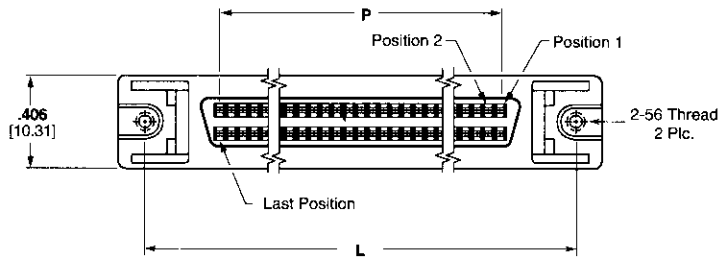



AMPLIMITE .050 Series Vertical Receptacle Headers, with ACTION PIN Tails, Series III

AMPLIMITE .050 Series Connectors, Series III



Note: Refer to Tyco Electronics Customer drawings and Application Spec for PCB & panel layouts.


Materials:

- Housings**—Thermoplastic, 94V-0 rated, black, SMT compatible
- Shell**—Carbon steel, plated bright tin over copper
- Bracket**—Zinc, plated nickel over copper
- Contacts**—Phosphor bronze, duplex plated .000030 [0.00076] min. gold on mating end; tin-lead on solder end; all underplated nickel


Technical Documents:

- Product Specifications**—108-1228-2
- Application Specifications**—114-40029


Note: Extra pin contact protection is provided by rails, which facilitate a straight-out unmating motion. A side-to-side rocking motion should not be used to disengage the connector system.



Part Number 786554-1



Part Number 786554-7



Part Number 786155-7

No. of Pos.	Dimensions					Part Numbers		
	L	M	P	R	S	w/ Rails & Latchblocks	w/ Latchblocks	Plain
20	1.080 27.43	.915 23.24	.450 11.43	1.315 33.40	.173 4.39	786554-1	—	—
26	1.230 31.34	1.065 27.05	.600 15.24	1.465 37.21	.173 4.39	786554-2	—	—
50	1.830 46.48	1.665 42.29	1.200 30.48	2.065 52.45	.173 4.39	786554-5	786155-5	786555-5
					.280 7.11	786556-5	—	—
68	2.280 57.91	2.115 53.72	1.650 41.91	2.515 63.88	.173 4.39	786554-7	786155-7	786555-7
					.280 7.11	786556-7	786162-7	786557-7
100	3.080 78.23	2.915 74.04	2.450 62.23	3.315 84.20	.173 4.39	786554-9	786155-9	786555-9
120	3.580 90.93	3.415 86.74	2.950 74.93	3.815 96.90	.173 4.39	1-786554-0	—	—