


CHAMP .050 Series I Blindmate Receptacle Assemblies

Receptacle Assembly, Vertical Mount
Part Number 787311-1
 (with solder tines) &
 Standard retention legs



Material and Finish

Housing — LCP, 94V-0 rated, black

Contacts — Phosphor bronze, plated .000030 [0.00076] min. gold on mating end, .000150 [0.00381] min. tin-lead on solder end, both over .000050 [0.00127] min nickel underplating

Retention Leg — Brass, plated .000150 [0.00381] min. tin-lead over .000050 [0.00127] min. nickel

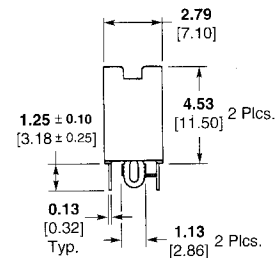
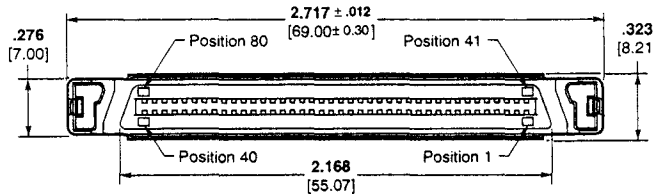
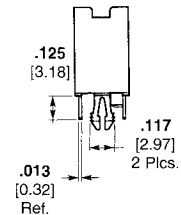
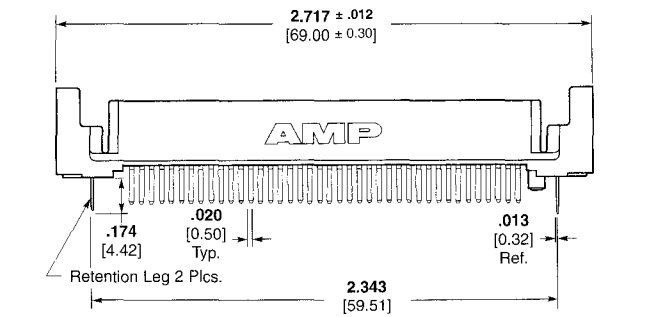
Note: Connector will accommodate mating PC board .063 [1.60] thick.

Part Number 787565-1

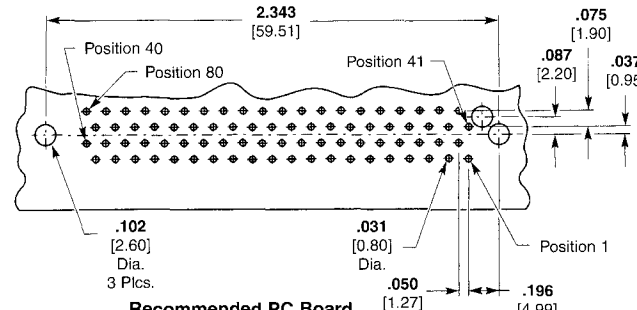
Recept. Assembly — Vertical mount and solder tines (with high-force retention legs)

Part Number 787900-1

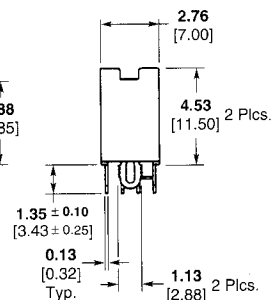
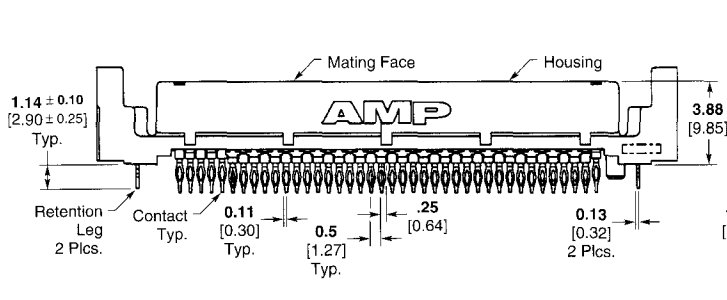
Recept. Assembly — Vertical mount (with press-fit tines and high-force retention legs)



Part Number 787565-1



Recommended PC Board Mounting Dimensions (Component Side)



Part Number 787900-1

CHAMP .050 Centerline Connector Systems

