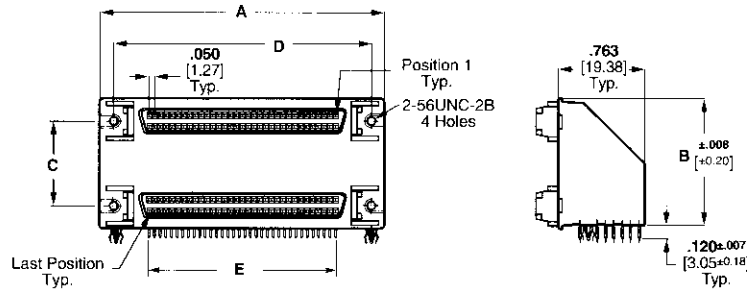
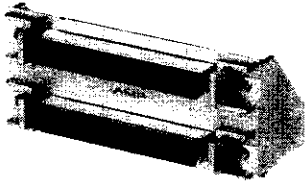


AMPLIMITE .050 Series Vertical Receptacle Headers With Through-Hole Tails, Series III (Continued)

.120 [3.05] Solder Tail Length



Rails and Latch Blocks

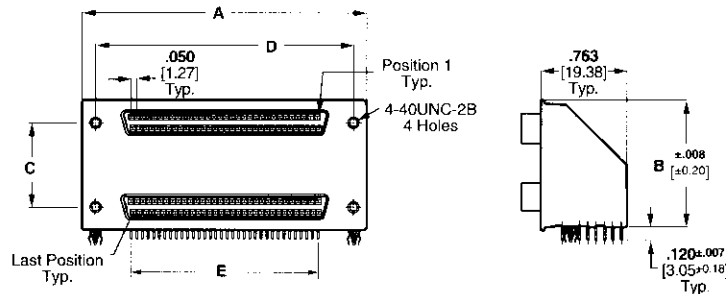
Materials:

Housing—Thermoplastic, 94V-0 rated, black. SMT compatible

Shell—Steel, plated bright nickel over copper

Bracket—Zinc, plated nickel over copper

Contacts—Phosphor bronze, duplex plated .000030 [0.00076] min. gold on mating end; tin-lead on solder end; all underplated nickel



Flat Top Configuration

Related Product Data:

Required Hardware—page 26

Technical Documents:

Product Specifications—108-1228-1

Application Specifications—114-40029

Note: Refer to Tyco Electronics Customer drawings and Application Spec for PCB & panel layouts.

Note: Extra pin contact protection is provided by rails, which facilitate a straight-out unmating motion. A side-to-side rocking motion should not be used to disengage the connector system.

No. of Pos.	Dimensions					Part No.
	A	B	C	D	E	
50/50	2.085 52.96	.874 22.20	.500 12.70	1.830 46.48	1.200 30.48	787656-1
68/68	2.535 64.39	1.124 28.55	.750 19.05	2.280 57.91	1.650 41.91	787678-1
68/68	2.535 64.39	1.124 28.55	.750 19.05	2.280 57.91	1.650 41.91	787679-1*

*Flat-top configuration.

AMPLIMITE .050 Series Connectors, Series III