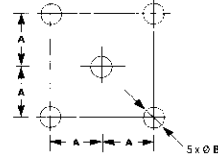
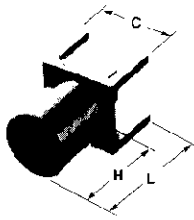


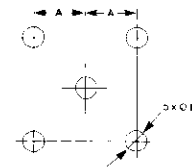
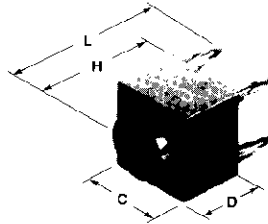
MCX Connectors (Continued)

Straight PC Board Jack (Continued)



Version	Part Number	Dimensions (mm)				
		A	øB	□C	H	L
for Solder	829558-2	2.54	1.5	5.88	5.95	10.0
	829558-3	2.54	1.5	5.88	5.95	8.5

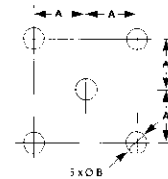
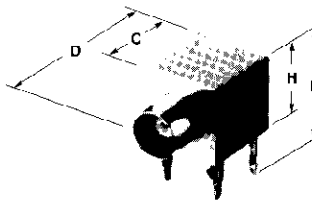
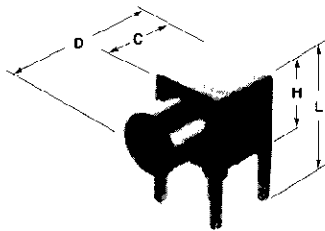
Straight PC Board Jack, ACTION PIN



Version	Part Number	Dimensions (mm)						Mounting Tool
		A	øB	□C	D	H	L	
ACTION PIN*	966475-2	2.54	0.91-1.09	7.0	5.3	6.5	10.6	966571-1
	966475-4	2.54	0.91-1.09	7.0	2.5	6.5	10.6	966571-2

* PC Board Thickness: 1.6 mm min.

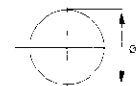
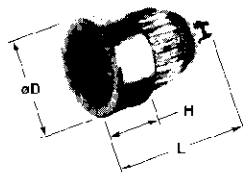
Right-Angle PC Board Jack



Version	Part Number	Dimensions (mm)					
		A	øB	□C	D	H	L
for Solder	829560-2	2.54	1.5	5.88	9.75	6.58	10.6
ACTION PIN*	966741-2	2.54	0.91-1.09	7.80	11.30	7.00	11.0

* PC Board Thickness: 1.6 mm min.

Panel Pressfit Jack, with Solder Terminal



Version	Part Number	Dimensions (mm)				Plating Shell
		øA	øD	H	L	
Front Mounting	966087-1	4.75	6.0	2.5	8.8	Nickel
	966087-2	4.75	6.0	2.5	8.8	Gold