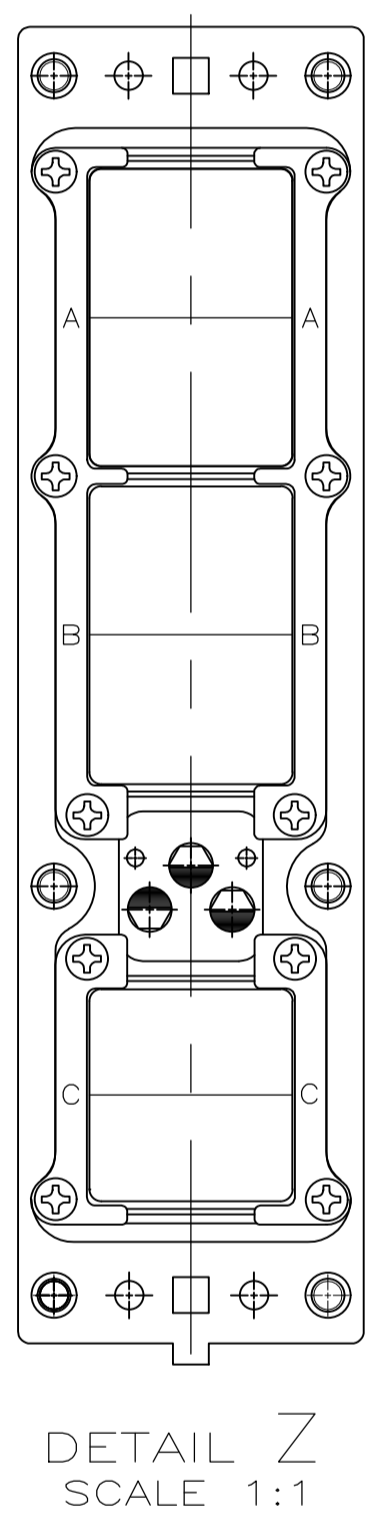
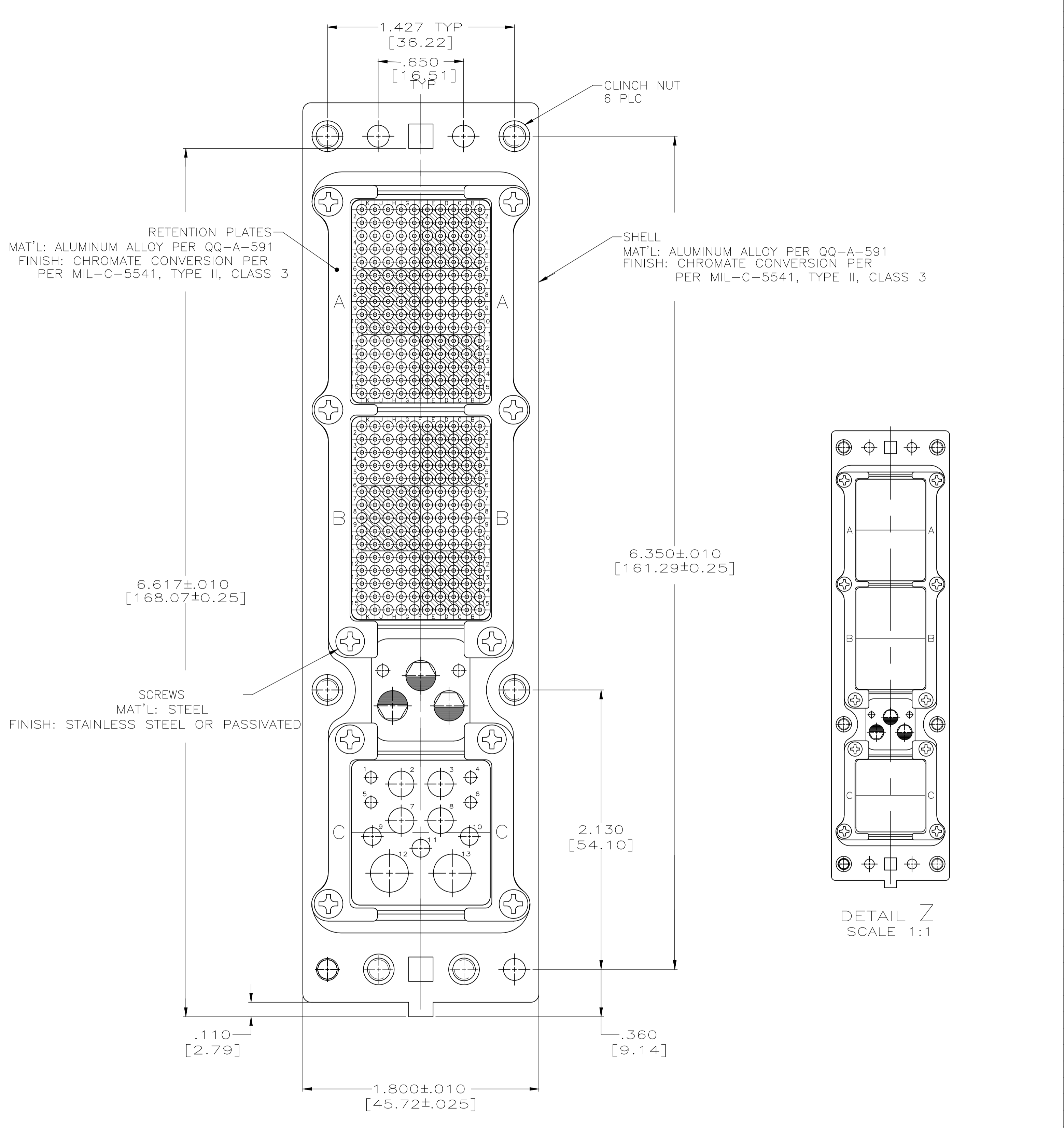
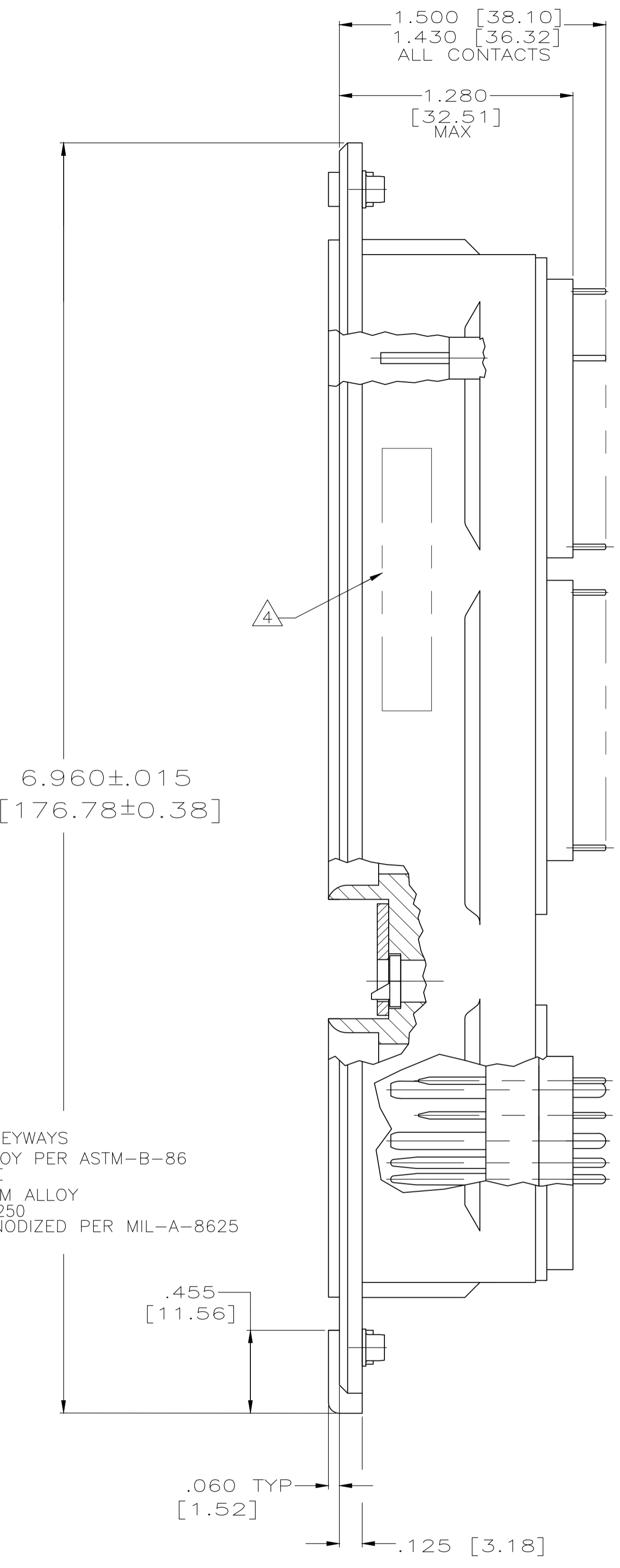
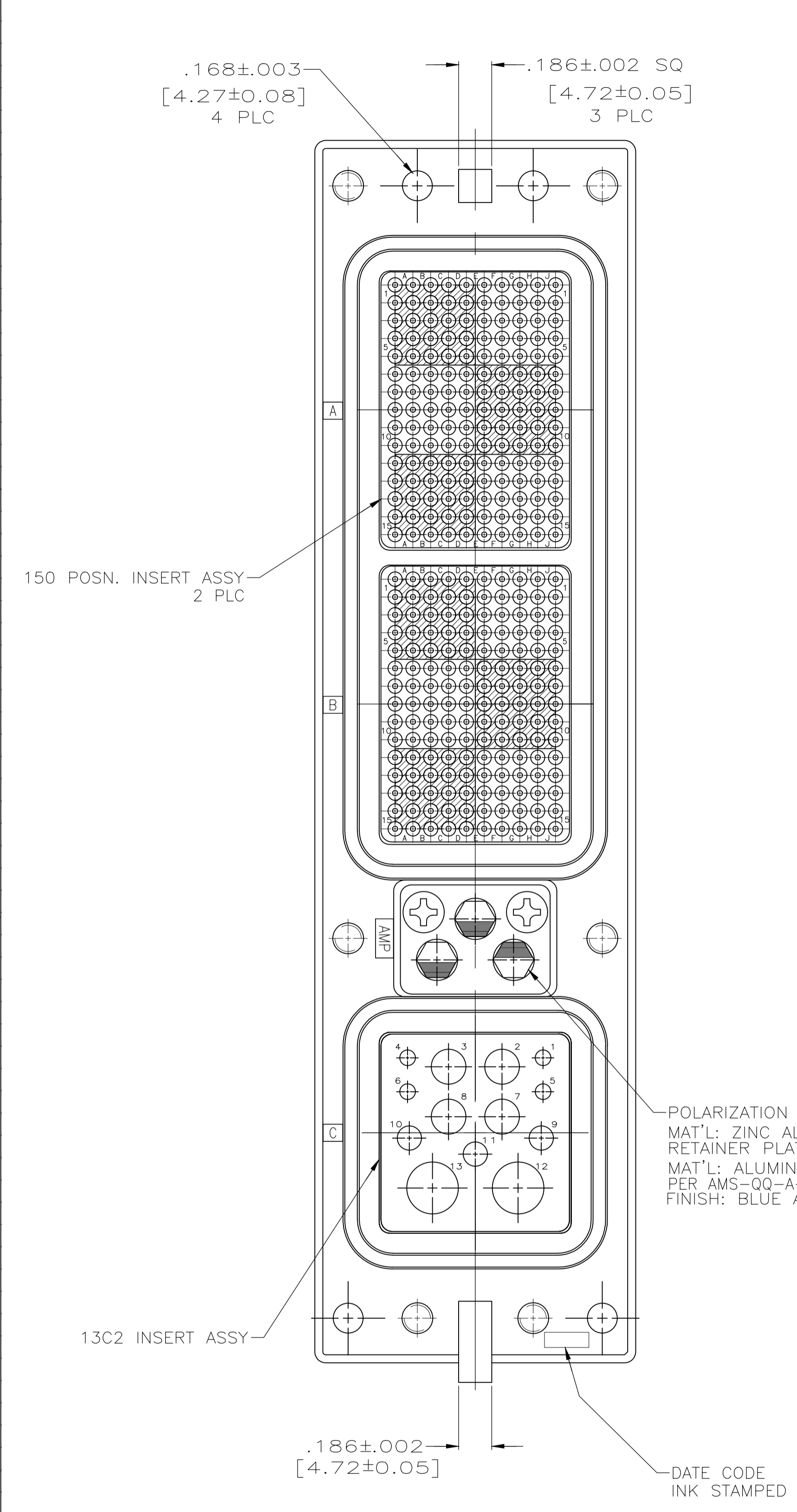


REVISIONS				
P	LYR	DESCRIPTION	DATE	BYN APVD
D		REVISED PER ECO-17-018523	19JAN2018	PHM CT



- ALL CONTACTS ARE LOADED IN CONNECTOR AND ARE FRONT RELEASE/REMOVE, EXCEPT NO COAX CONTACTS ARE SUPPLIED. CONTACT SOLDER TAILS ARE SOLDER COATED $.000100$ [0.0025] MIN THICK.
- POLARIZING KEYS ARE SHOWN IN POSITION "04". CONNECTOR KEYED IN POSITION PER TABLE.
- ALL CONNECTOR DIMENSIONS ARE PER ARINC 600 SPECIFICATIONS.
- CUSTOMER MARKING (PER TABLE) MARKED IN THIS AREA.
- CLINCH NUTS SHOWN IN LOCATION FOR 1218644-1, SEE TABLE FOR CLINCH NUT INSTALLATION ON OTHER DASH NUMBERS.

MODULE LETTER	NUMBER OF CONTACTS	SIZE	AMP PART NO.	SOLDER TAIL DIAMETER
A	150	22	1-211431-5	.023-.027 [0.58-0.69]
B	150	22	1-211431-5	.023-.027 [0.58-0.69]
C	4	20	1-448138-6	.030-.034 [0.76-0.86]
	3	16	1-448139-5	.048-.052 [1.22-1.32]
	4	12	448140-9	.079-.083 [2.01-2.11]

PRELIMINARY NOT RELEASED FOR PRODUCTION	(6) 6-32, SEE DETAIL Z	-	10	1218644-2
	(6) 6-32, AS SHOWN	35351-176226-01	04	1218644-1
CLINCH NUT LOCATION	CUSTOMER MARKING	KEYING POSITION	PART NUMBER	

THIS DRAWING IS A CONTROLLED DOCUMENT.		DIN C.C.THOMAS 3/7/00	TE Connectivity Ltd.													
DIMENSIONS: INCHES		CIK S.GLATFELTER 3-8-00														
TOLERANCES UNLESS OTHERWISE SPECIFIED:		APVD S.GLATFELTER 3-8-00	NAME													
<table border="1"> <tr> <td>0 PLC</td> <td>± .005</td> </tr> <tr> <td>1 PLC</td> <td>± .005</td> </tr> <tr> <td>2 PLC</td> <td>± .005</td> </tr> <tr> <td>3 PLC</td> <td>± .005</td> </tr> <tr> <td>4 PLC</td> <td>± .005</td> </tr> <tr> <td>ANGLES</td> <td>± .005</td> </tr> </table>		0 PLC	± .005	1 PLC	± .005	2 PLC	± .005	3 PLC	± .005	4 PLC	± .005	ANGLES	± .005	PRODUCT SPEC	RECEPTACLE ASSY, SIZE 2, CLASS 'A', ARINC 600 WITH FRONT RELEASE/REMOVE CONTACTS	
0 PLC	± .005															
1 PLC	± .005															
2 PLC	± .005															
3 PLC	± .005															
4 PLC	± .005															
ANGLES	± .005															
MATERIAL	FINISH	APPLICATION SPEC	SIZE	RESTRICTED TO												
-	-	-	A1 00779	-												
CUSTOMER DRAWING		WEIGHT	SCALE	SHEET												
-		-	2:1	1 OF 1												