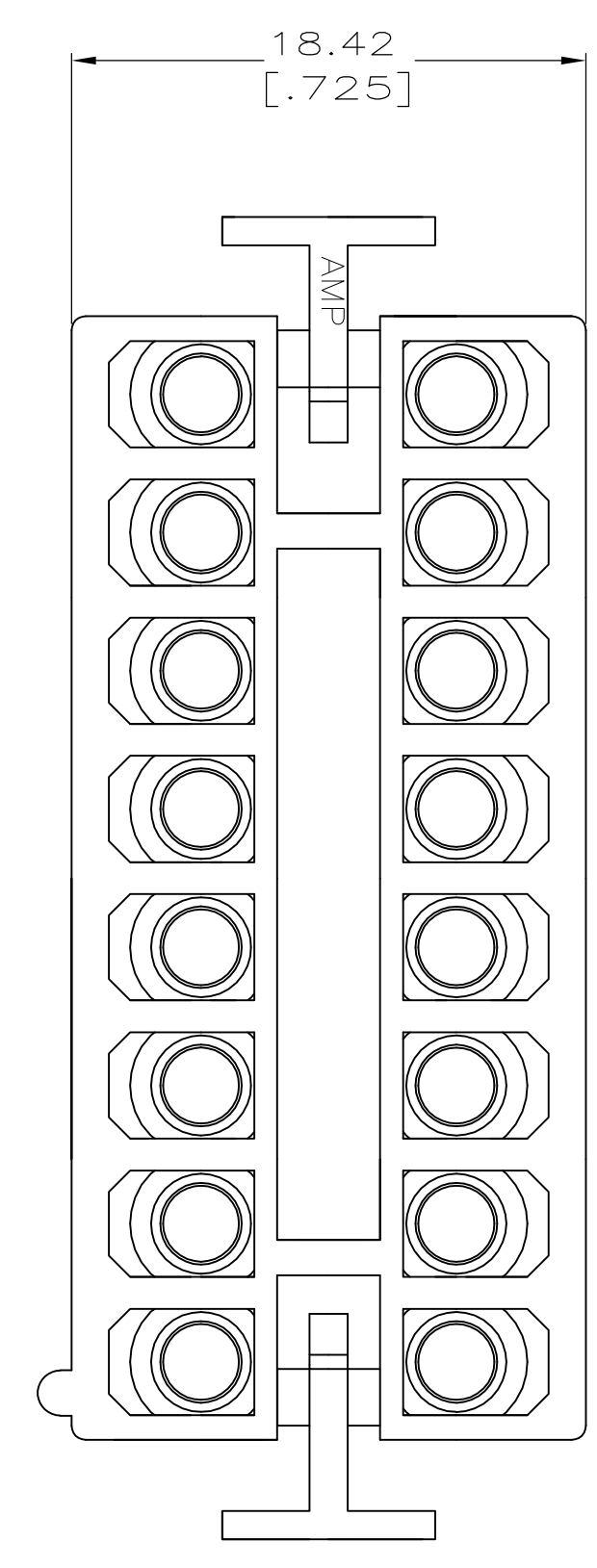

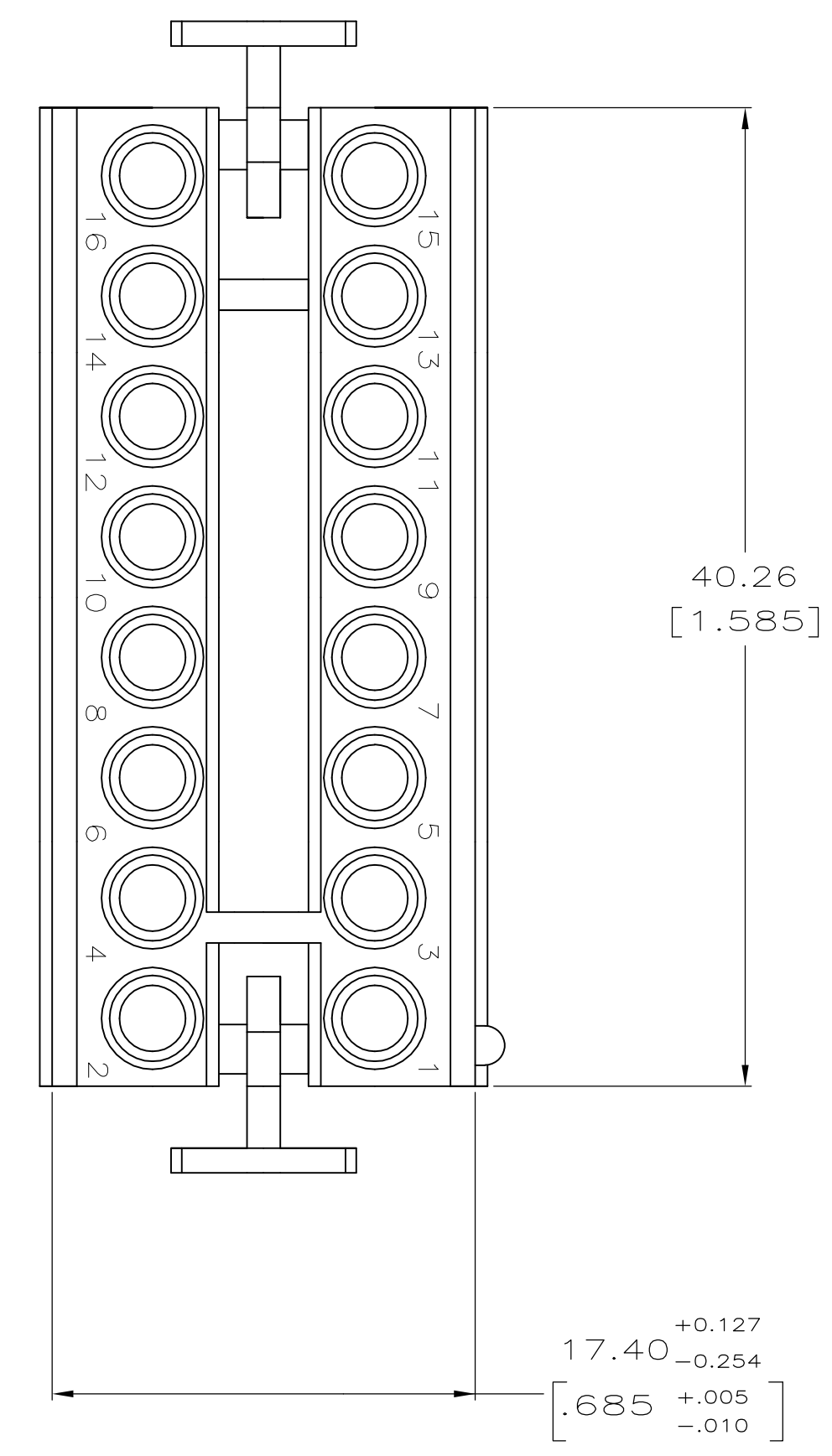


THIS DRAWING IS UNPUBLISHED. RELEASED FOR PUBLICATION
 © COPYRIGHT - TE Connectivity Ltd. ALL RIGHTS RESERVED.

REVISIONS					
P	LTR	DESCRIPTION	DATE	OWN	APP'D
E1		REVISED PER ECR-18-004773	02APR2018	JB	DZ

1. TO BE USED WITH MATE-N-LOK SOCKETS.
2. TO BE USED WITH CAP 480439.
3. DIMENSIONS IN BRACKETS ARE IN INCHES.



1-480438-0
PART NUMBER

THIS DRAWING IS A CONTROLLED DOCUMENT.		DWN K. SALMON 10-28-93	NAME															
DIMENSIONS: mm(INCHES)		CHK R. SWING 10-28-93	APVD C. MARTIN 11-9-93															
<table border="1"> <tr> <th>TOLERANCES UNLESS OTHERWISE SPECIFIED:</th> <th></th> </tr> <tr> <td>0 PLC</td> <td>± -</td> </tr> <tr> <td>1 PLC</td> <td>± -</td> </tr> <tr> <td>2 PLC</td> <td>± 0.13 [005]</td> </tr> <tr> <td>3 PLC</td> <td>± -</td> </tr> <tr> <td>4 PLC</td> <td>± -</td> </tr> <tr> <td>ANGLES</td> <td>± -</td> </tr> </table>		TOLERANCES UNLESS OTHERWISE SPECIFIED:		0 PLC	± -	1 PLC	± -	2 PLC	± 0.13 [005]	3 PLC	± -	4 PLC	± -	ANGLES	± -	PRODUCT SPEC		STE TE Connectivity Ltd.
TOLERANCES UNLESS OTHERWISE SPECIFIED:																		
0 PLC	± -																	
1 PLC	± -																	
2 PLC	± 0.13 [005]																	
3 PLC	± -																	
4 PLC	± -																	
ANGLES	± -																	
MATERIAL NYLON 6/6, NATURAL		APPLICATION SPEC		PLUG, 16 CIRCUIT, TM MATE-N-LOK														
FINISH		WEIGHT 0.000000		RESTRICTED TO														
CUSTOMER DRAWING		SCALE 4:1	SHEET 1 OF 1	REV E1														