

THIS DRAWING IS UNPUBLISHED.

RELEASED FOR PUBLICATION

---

LOC

DIST

REVISIONS

© COPYRIGHT - By Tyco Electronics JAPAN G.K.

ALL RIGHTS RESERVED.

J

-

P

LTR

DESCRIPTION

DATE

DWN

APVD

F3

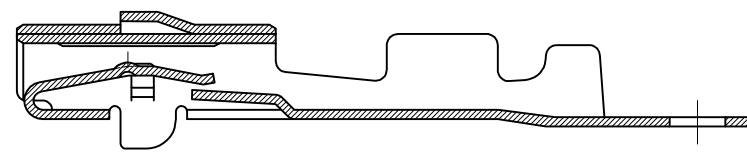
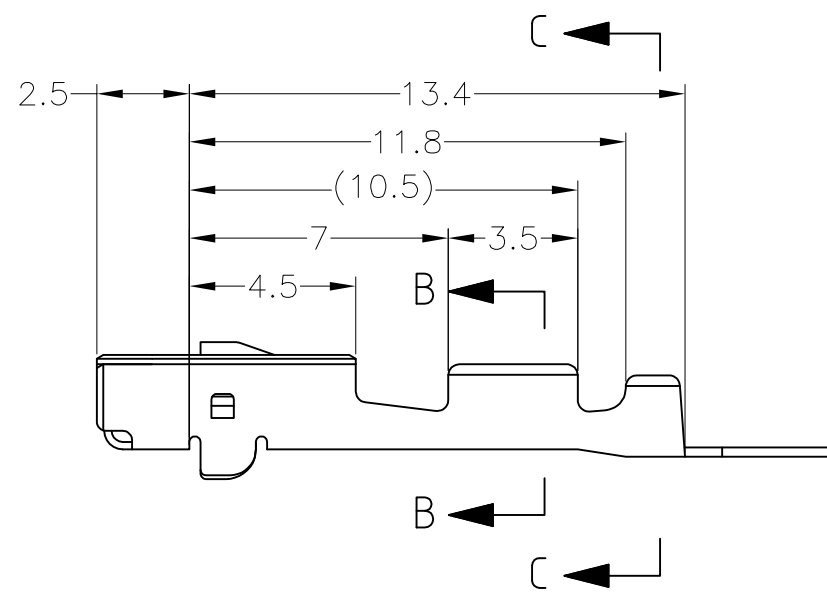
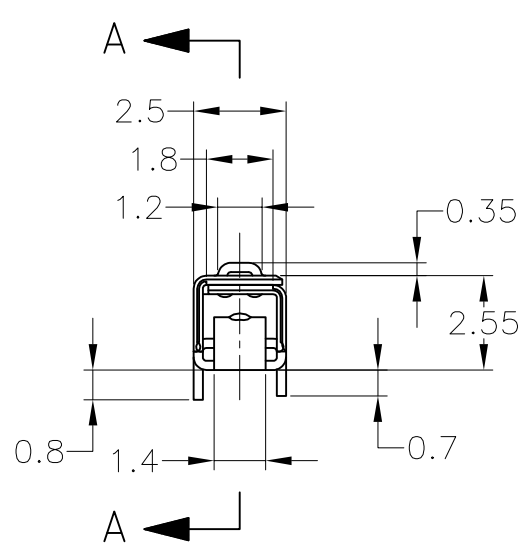
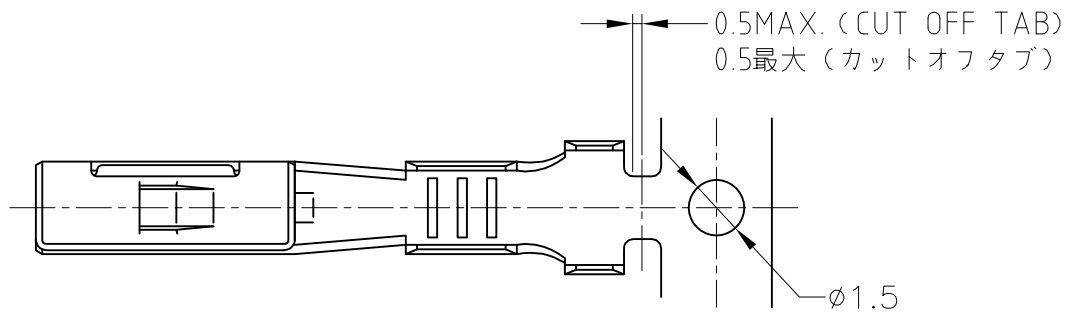
REVISED

ECR-15-009698

26JUN2015

TS

HY



A-A

B-B

C-C

1. APPLICATION SPEC NO. 114-5160

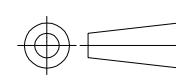
1. 取付適用規格番号 114-5160

FJPI-175269-2	BRASS	-	PRE-TIN	175269-2
FJPI-175269-1	BRASS	179425-1	PRE-TIN	175269-1
PACKING INSTRUCTION NUMBER	MATERIAL	LOOSE PIECE CONTACT PN	FINISH	PART NUMBER

THIS DRAWING IS A CONTROLLED DOCUMENT.

DIMENSIONS: mm

TOLERANCES UNLESS OTHERWISE SPECIFIED:



0 PLC	±	-
1 PLC	±	-
2 PLC	±	-
3 PLC	±	-
4 PLC	±	-
ANGLES	±	±

MATERIAL SEE TABLE

FINISH SEE TABLE

DWN T.SHINOHARA 05JUL2012

CHK K.BETSUI 05JUL2012

APVD K.BETSUI 05JUL2012

PRODUCT SPEC

APPLICATION SPEC

SEE NOTE

WEIGHT 0.33 g

CUSTOMER DRAWING

**STE** TE Connectivity

NAME 070II SERIES M RECEPTACLE CONTACT

SIZE	CAGE CODE	DRAWING NO	RESTRICTED TO
A3	00779	C=175269	-

SCALE 5:1 SHEET 1 of 1 REV F3

抱合電線断面積 (WIRE RANGE)	被覆外径 (INSULATION DIA.)
0.56~1.29 mm <sup>2</sup> (AWG#20-#16)	1.8~2.6 mmφ

TOLERANCES UNLESS OTHERWISE SPECIFIED:	
一般公差	
10 ≥	: ±0.2
30 ≥ > 10	: ±0.25
100 ≥ > 30	: ±0.3
ANGLE : ±3°	