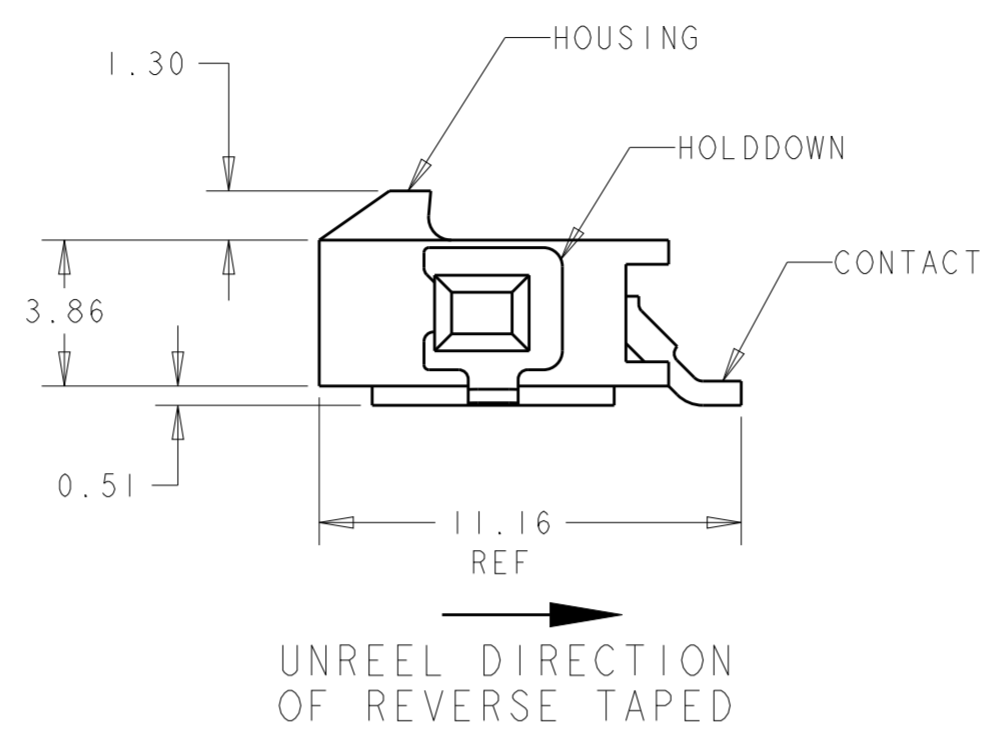
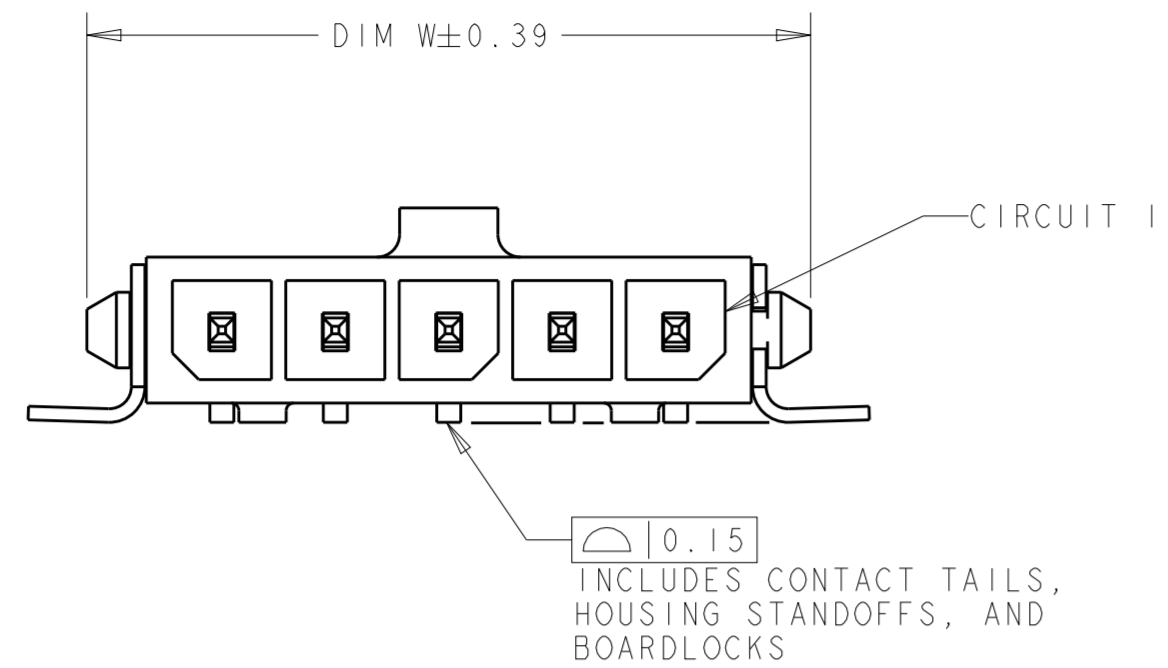
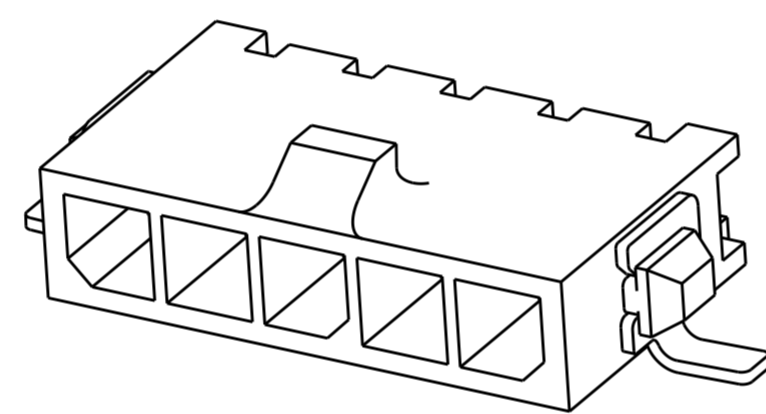
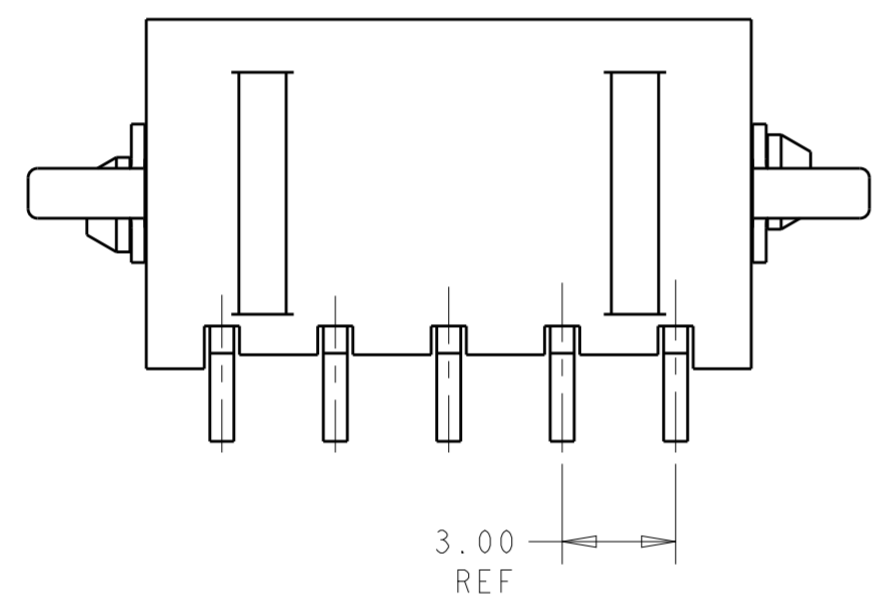


THIS DRAWING IS UNPUBLISHED. RELEASED FOR PUBLICATION 2009
 © COPYRIGHT 2009 BY - ALL RIGHTS RESERVED.

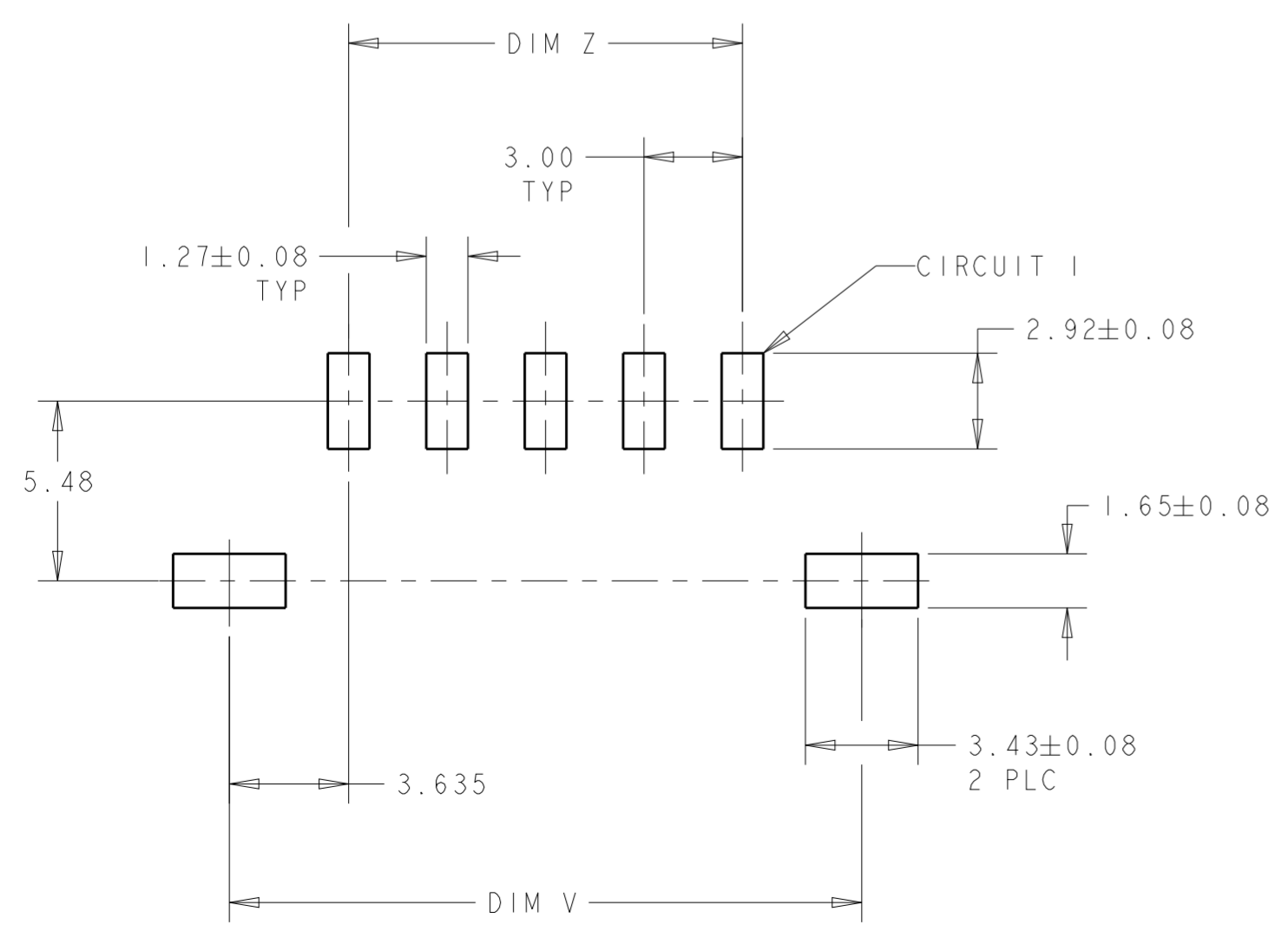
REVISIONS					
P	LTR	DESCRIPTION	DATE	DWN	APVD
C2		REVISED PER ECR-16-011494	20JUN2017	NK	CX
C3		ECO-19-006934	13MAY2019	AP	WS



- 1 MATERIAL: CONTACTS - BRASS
HOUSING - UL 94V-0 RATED HIGH TEMP NYLON, COLOR BLACK.
HOLDDOWNS: - PHOSPHOR BRONZE.
- 2 PLATING: CONTACTS - 0.76µm MINIMUM GOLD ON MATING END,
2.54µm MINIMUM TIN LEAD ON SOLDER TAILS, BOTH OVER
1.27µm MINIMUM NICKEL.
HOLDDOWNS: 2.54µm MINIMUM MATTE TIN OVER 1.27µm MINIMUM NICKEL.
- 4 RECOMMENDED PC BOARD THICKNESS OF 1.57.
- 5 PLATING: CONTACTS - 0.76µm MINIMUM GOLD ON MATING END,
2.54µm MINIMUM MATTE TIN ON SOLDER TAILS, BOTH OVER
1.27µm MINIMUM NICKEL.
HOLDDOWNS: 2.54µm MINIMUM MATTE TIN OVER 1.27µm MINIMUM NICKEL.



REVERSE TAPED	5	9.00	16.41	16.00	4	6-1445100-4
TAPED	5	33.00	40.41	40.00	12	3-1445100-2
TAPED	5	30.00	37.41	37.00	11	3-1445100-1
TAPED	5	27.00	34.41	34.00	10	3-1445100-0
TAPED	5	24.00	31.41	31.00	9	2-1445100-9
TAPED	5	21.00	28.41	28.00	8	2-1445100-8
TAPED	5	18.00	25.41	25.00	7	2-1445100-7
TAPED	5	15.00	22.41	22.00	6	2-1445100-6
TAPED	5	12.00	19.41	19.00	5	2-1445100-5
TAPED	5	9.00	16.41	16.00	4	2-1445100-4
TAPED	5	6.00	13.41	13.00	3	2-1445100-3
TAPED	5	3.00	10.41	10.00	2	2-1445100-2
SUPERSEDED BY 3-1445055-2	2	33.00	40.41	40.00	12	+1445100-2
SUPERSEDED BY 3-1445055-1	2	30.00	37.41	37.00	11	+1445100-1
SUPERSEDED BY 3-1445055-0	2	27.00	34.41	34.00	10	+1445100-0
SUPERSEDED BY 2-1445055-9	2	24.00	31.27	31.00	9	+445100-9
SUPERSEDED BY 2-1445055-8	2	21.00	28.41	28.00	8	+445100-8
SUPERSEDED BY 2-1445055-7	2	18.00	25.41	25.00	7	+445100-7
SUPERSEDED BY 2-1445055-6	2	15.00	22.41	22.00	6	+445100-6
SUPERSEDED BY 2-1445055-5	2	12.00	19.41	19.00	5	+445100-5
SUPERSEDED BY 2-1445055-4	2	9.00	16.41	16.00	4	+445100-4
SUPERSEDED BY 2-1445055-3	2	6.00	13.41	13.00	3	+445100-3
SUPERSEDED BY 2-1445055-2	2	3.00	10.41	10.00	2	+445100-2
PACKAGING	FINISH	DIM Z	DIM V	DIM W	NO. OF POSN	PART NUMBER



PCB LAYOUT COMPONENT SIDE 4

THIS DRAWING IS A CONTROLLED DOCUMENT. DWN J.ROOT 09OCT2000
 CHK K.WHITAKER 17-APR-2001
 APVD C.JONES 17-APR-2001

STE TE Connectivity

NAME: RIGHT ANGLE SURFACE MNT HEADER ASSY, 0.76 MIC GOLD CONTACTS, W/SURF MOUNT, HOLDDOWNS, SGL ROW, MICRO MATE-N-LOK™

PRODUCT SPEC: 108-1836
 APPLICATION SPEC: 114-13000

SIZE: A2 CAGE CODE: 00779 DRAWING NO: 1445100
 WEIGHT: -

CUSTOMER DRAWING SCALE: 5:1 SHEET: 1 OF 1 REV: C3