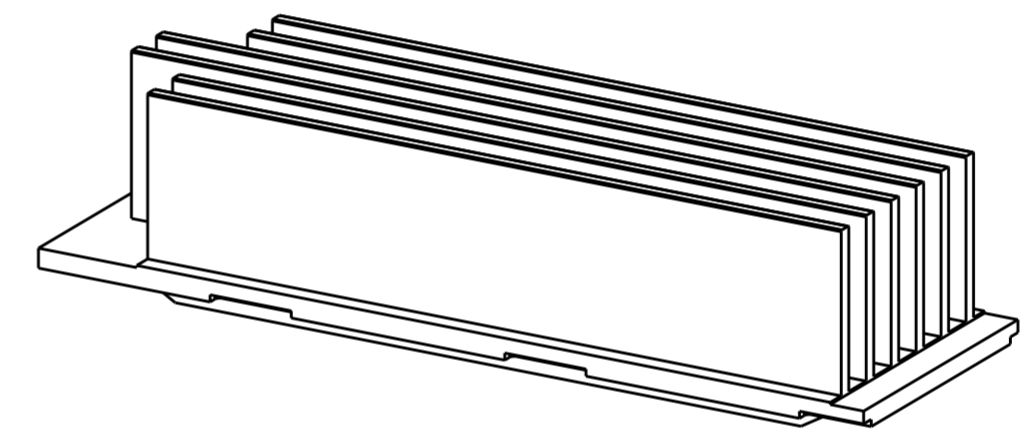
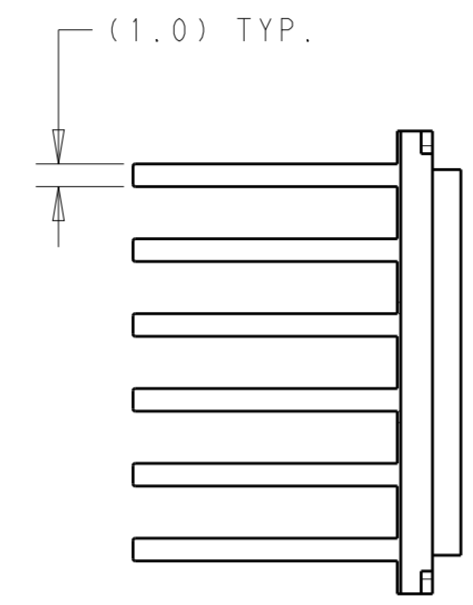

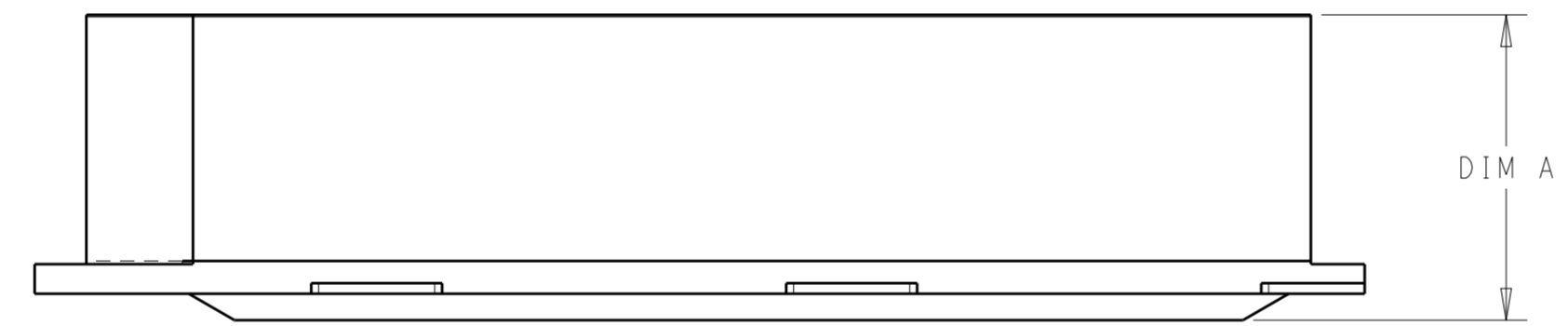


THIS DRAWING IS UNPUBLISHED. RELEASED FOR PUBLICATION 20
 © COPYRIGHT 20 BY - ALL RIGHTS RESERVED.

REVISIONS				
P	LTR	DESCRIPTION	DATE	APVD
1		INITIAL RELEASE	11OCT2016	AD SH



2288231-3 AS SHOWN
SCALE 2:1



THIS PRINT IS
PRELIMINARY
 UNQUALIFIED PRODUCT
 CONTACT PRODUCT ENGINEERING
 BEFORE USING THIS PRINT

- 1 MATERIAL: ALUMINUM ALLOY;
- 2 FINISH: ELECTROLESS NICKEL;
- 3 FINISH: ANODIZED BLACK;
- 4.0.2mm MAX BURR PERMISSIBLE
- 5.VARIATION IN PLATING COLOR IS NORMAL AND ALLOWED

16.25	3	2288231-6
14.45	3	2288231-3
DIM. A	FINISH	PART NUMBER

THIS DRAWING IS A CONTROLLED DOCUMENT.		DWN ANDY XIF 11OCT2016	TE Connectivity	
DIMENSIONS: mm		CHK SEAN HAN 11OCT2016	PRELIMINARY	
TOLERANCES UNLESS OTHERWISE SPECIFIED:		APVD SEAN HAN 11OCT2016		
0 PLC ±	1 PLC ±0.3	NAME HEAT SINK, FRONT TO REAR AIRFLOW	CFP4	
2 PLC ±0.25	3 PLC ±0.15	PRODUCT SPEC -	-	
4 PLC ±	ANGLES ±	APPLICATION SPEC -	SIZE A2	CAGE CODE -
MATERIAL -	FINISH -	WEIGHT -	DRAWING NO C-2288231	RESTRICTED TO -
CUSTOMER DRAWING			SCALE 1:1	SHEET 1 OF 1