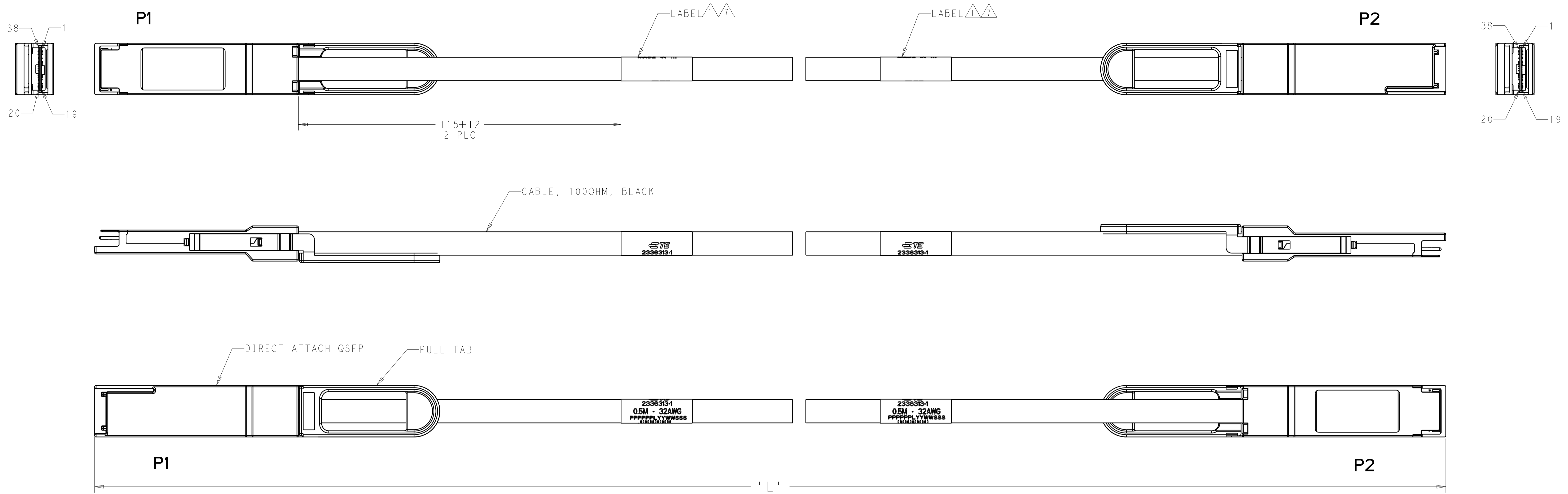
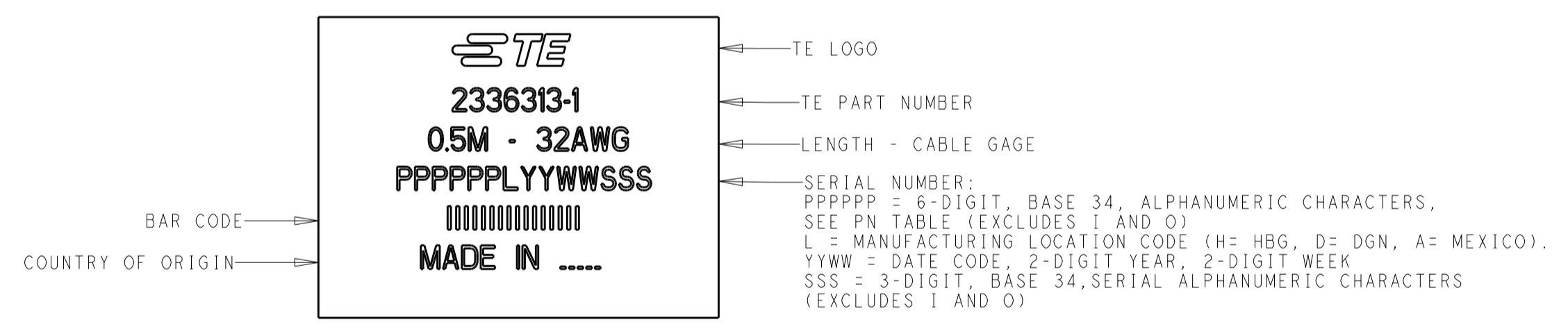


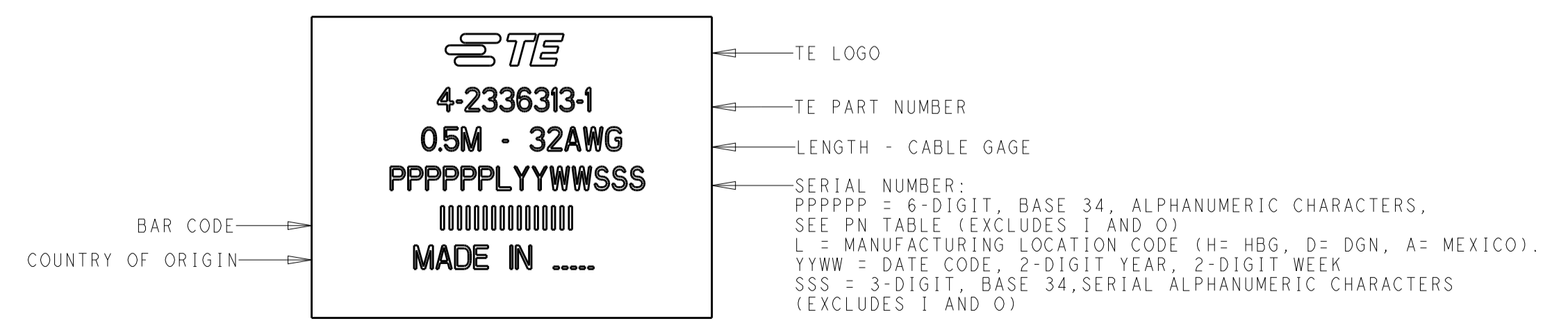
REVISIONS				
P.	LTN	DESCRIPTION	DATE	APVD
A		PER ECO-18-020143	31DEC2018	MY GF
B		REV PER ECO-19-012141	06AUG2019	TS GF
C		REVISED PER ECO-19-012364	09AUG2019	AP GF
-	-	-	-	-



△ LABEL INFORMATION FOR 25 GIG PNS (-1 THRU -4): -1 SHOWN.



- SEE SHEET 2 FOR WIRING SCHEMATIC.
- PRODUCT AND PROCESSING MUST MEET THE REQUIREMENTS OF TE SPECIFICATION TEC-138-702.
- CABLE ASSEMBLY TO BE TESTED FOR OPENS, SHORTS AND PROPER EEPROM PROGRAM.
- △ TEST IN ACCORDANCE WITH IEEE802.3bj.
- △ DASH NUMBER 41 THRU 43 CONFORM TO 56G, PAM-4 IEEE802.3CD PERFORMANCE REQUIREMENTS.
- △ LABEL INFORMATION FOR 56 GIG PNS (-41 THRU -43): -41 SHOWN.

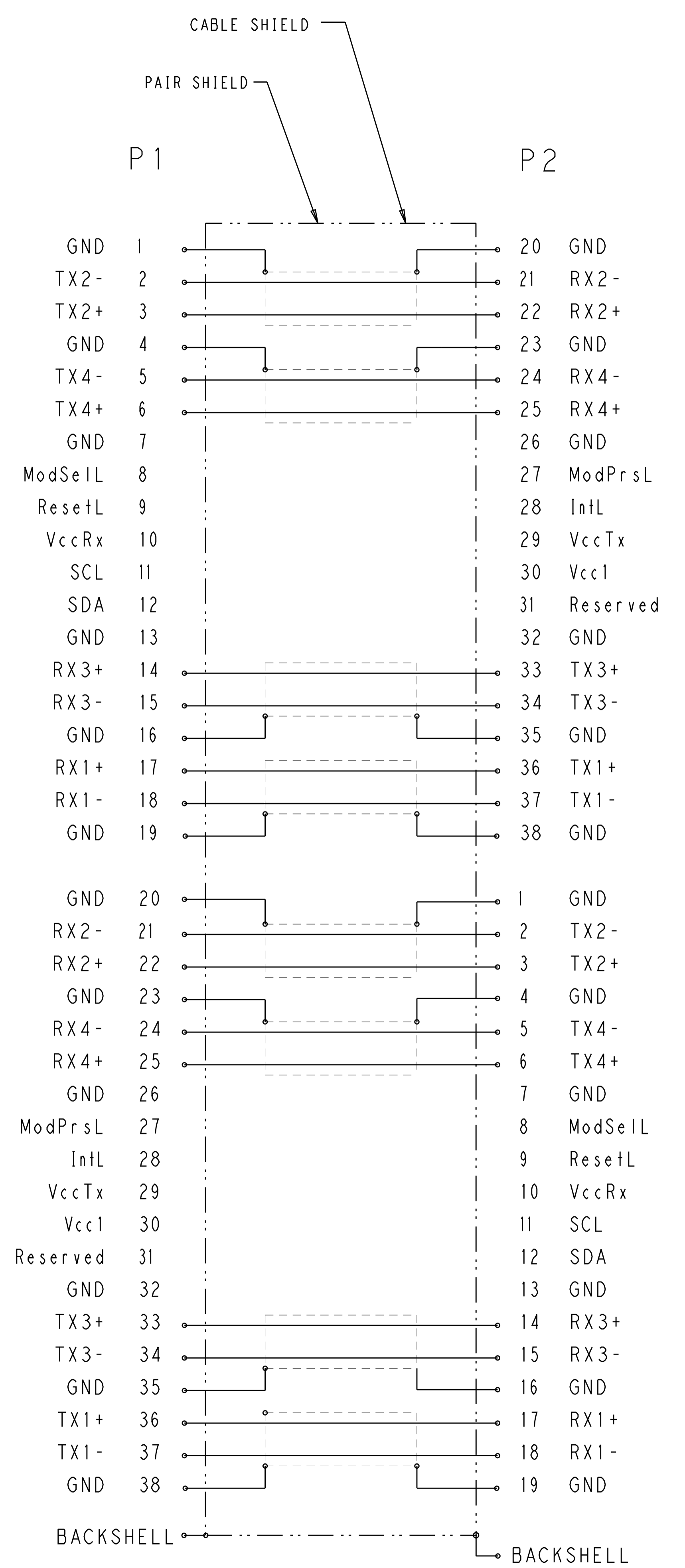


STANDARD	GAGE	"L" mm	PART NO
△6	32	1500 +50/-0	4-2336313-3
	32	1000 +50/-0	4-2336313-2
	32	500 +50/-0	4-2336313-1
△5	32	2000 +80/-0	2336313-4
	32	1500 +50/-0	2336313-3
	32	1000 +50/-0	2336313-2
32	500 +50/-0	2336313-1	

THIS DRAWING IS A CONTROLLED DOCUMENT.

DIMENSIONS:	TOLERANCES UNLESS OTHERWISE SPECIFIED:	OWN: YI 03MAY2018	CHK: G. FRANKLIN 03MAY2018	APVD: G. FRANKLIN 03MAY2018	NAME: CABLE ASSEMBLY, DIRECT ATTACH QSFP 25GIG, 32 AWG
mm	0 PLC ±	G. FRANKLIN		PRODUCT SPEC	SIZE: A1
	1 PLC ±	G. FRANKLIN		APPLICATION SPEC	CAGE CODE: 100779
	2 PLC ±	G. FRANKLIN		RESTRICTED TO	©=2336313
	3 PLC ±	G. FRANKLIN		RESTRICTED CUSTOMER	SCALE: 1:3
	4 PLC ±	G. FRANKLIN			SHEET 1 OF 2
	ANGLES ±	G. FRANKLIN			REV C
MATERIAL:	FINISH:	G. FRANKLIN			

REVISIONS				
P.	LTR.	DESCRIPTION	DATE	OWN
-	-	SEE SHEET 1	-	-



WIRING PATTERN

THIS DRAWING IS A CONTROLLED DOCUMENT.		OWN: YI 03MAY2018	
DIMENSIONS:		CHK: G. FRANKLIN 03MAY2018	
mm		APP: G. FRANKLIN 03MAY2018	
		TOLERANCES UNLESS OTHERWISE SPECIFIED:	NAME: CABLE ASSEMBLY, DIRECT ATTACH QSFP
0 PLC ±		PRODUCT SPEC	25GIG ,32 AWG
1 PLC ±		APPLICATION SPEC	RESTRICTED TO:
2 PLC ±		WEIGHT	A1 00779 C=2336313
3 PLC ±		RESTRICTED CUSTOMER	SCALE: 1:3 SHEET 2 OF 2 REV C
4 PLC ±			
ANGLES			
FINISH			