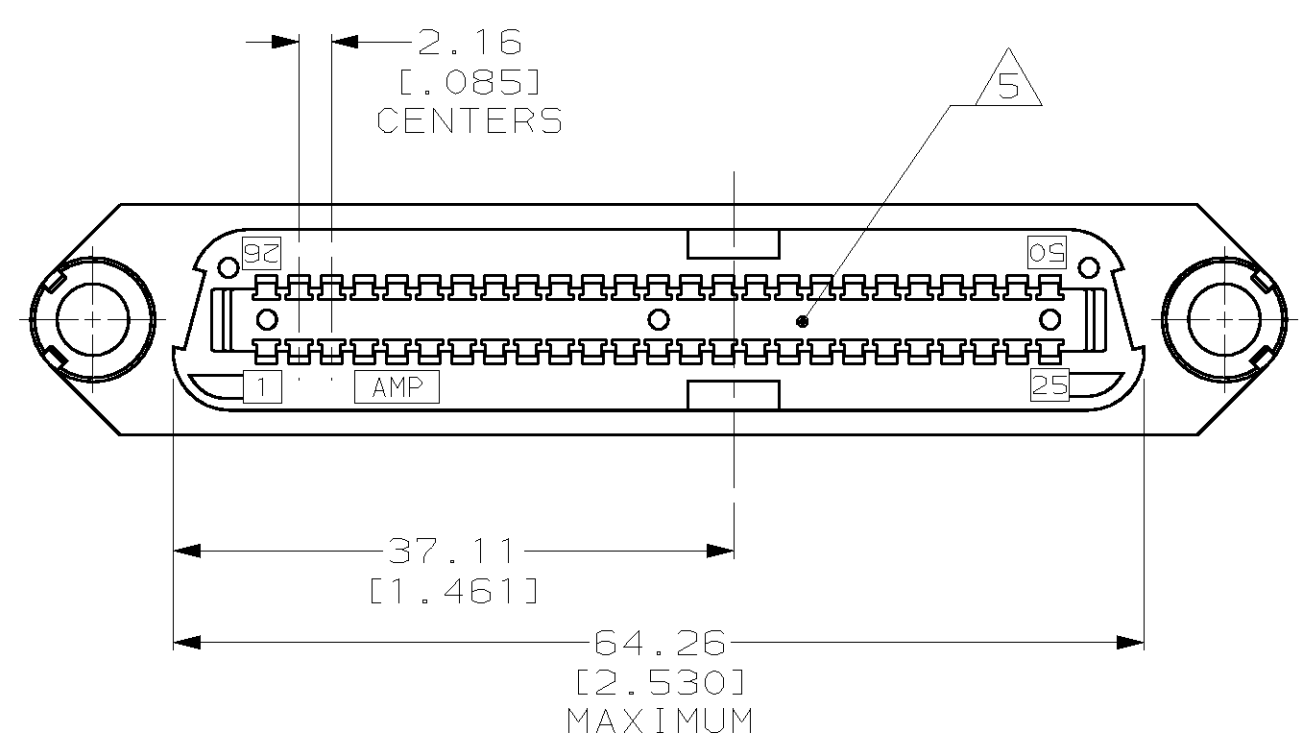
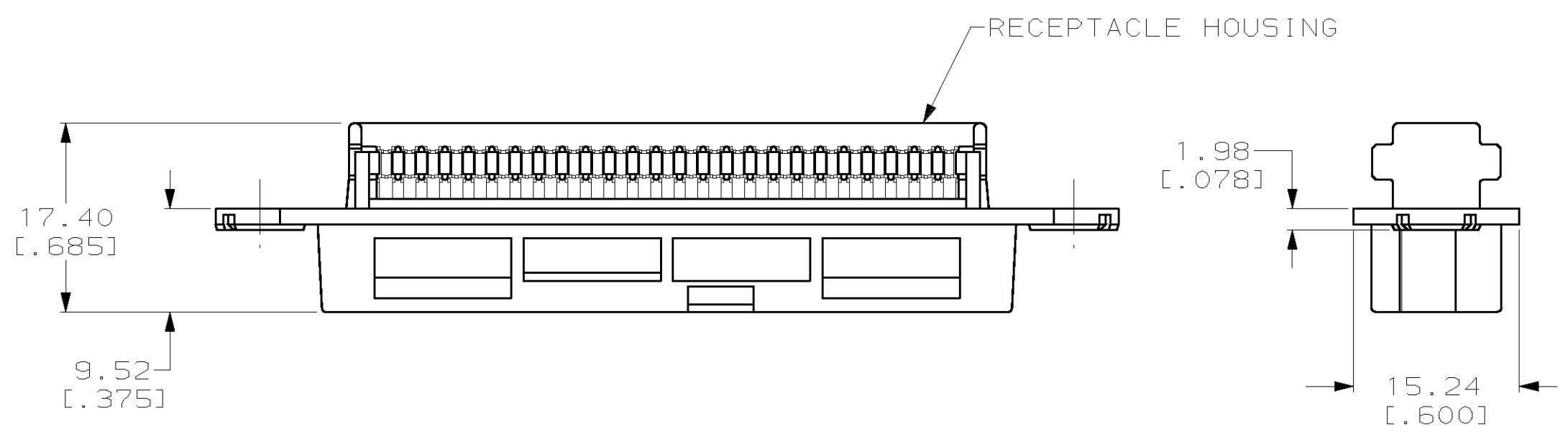
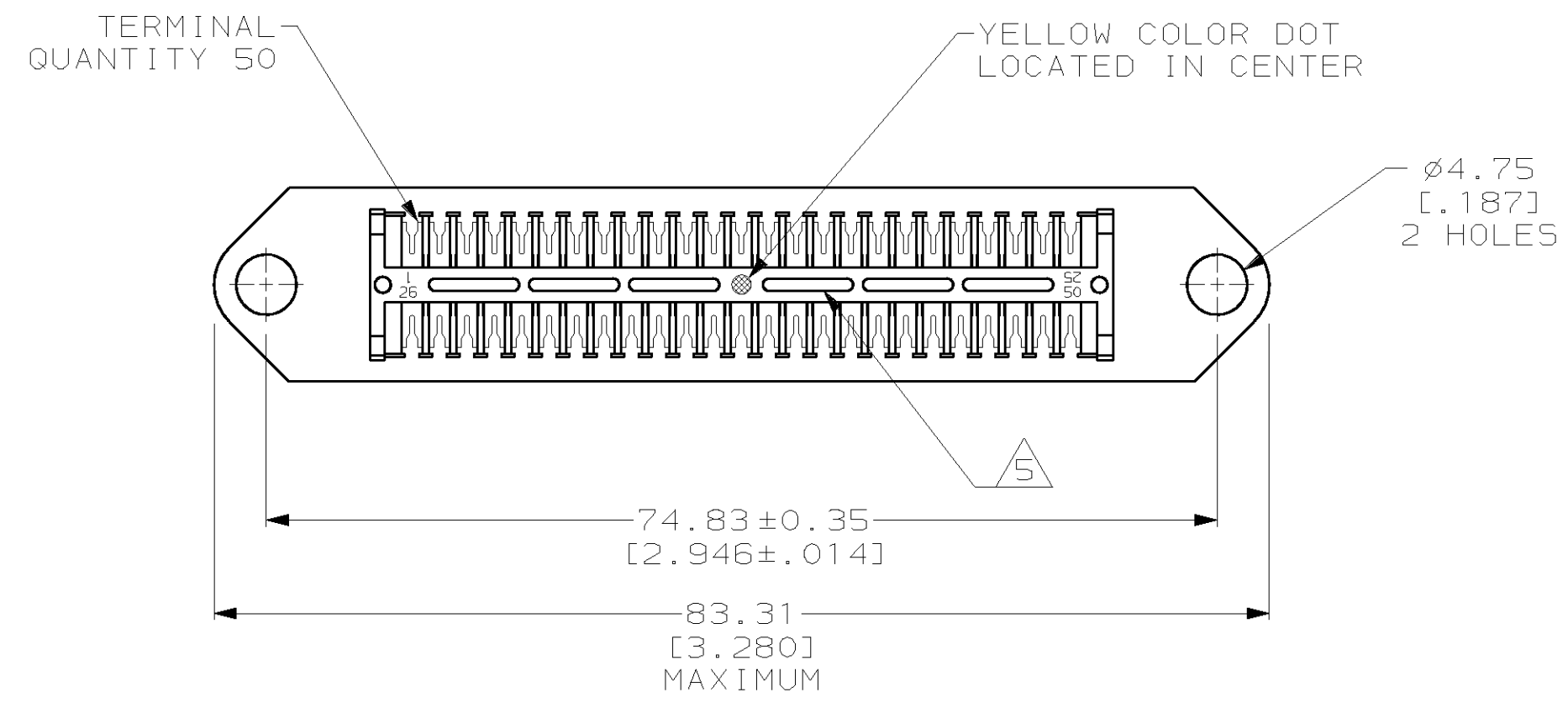


THIS DRAWING IS UNPUBLISHED. RELEASED FOR PUBLICATION .19
 (C) COPYRIGHT 19 BY TYCO ELECTRONICS. ALL RIGHTS RESERVED.

LOC	DIST	REVISIONS			
P	LTR	DESCRIPTION	DATE	DWN	APVD
AA	20	K	REVISED PER EC OUF0-0057-01	01 JUN01	DD EB



1. THE CONTACT SURFACES OF THE TERMINALS ARE COATED WITH LUBRICANT.
 2. ALL DIMENSIONS SHOWN ARE FOR REFERENCE ONLY UNLESS OTHERWISE SPECIFIED.
 3. MATERIAL: HOUSING - POLYPHEYLENE OXIDE. TERMINALS - HIGH STRENGTH COPPER ALLOY PLATED WITH $0.76\mu\text{m}$ [.000030] MINIMUM THICK GOLD ON CONTACT MATING SURFACE AND GOLD FLASH ON IDC CONTACT SLOT SURFACE. $1.27\mu\text{m}$ [.000050] MINIMUM THICK NICKEL UNDERPLATE OVER ENTIRE TERMINAL.
 4. WIRE SIZE: 26, 27, 28 AWG 7 STRANDED COPPER CONDUCTORS. MAX INSULATION DIAMETER OF 1.14 [.045] IS ACCEPTABLE FOR MOST APPLICATIONS.
5. CORING MAY OR MAY NOT APPEAR AND IS AT THE DISCRETION OF AMP.

BLACK	THIN FLANGE	2-552476-1
COLOR	DESCRIPTION	PART NUMBER

THIS DRAWING IS A CONTROLLED DOCUMENT.		DWN DL DRUMMOND 01 JUN01	AMP TYCO Electronics Harrisburg, PA 17105-3608	
DIMENSIONS: mm [INCHES]		CHK DL DRUMMOND 01 JUN01	NAME RECEPTACLE ASSEMBLY, 50 POSITION, E-SLOT, WITH .187 DIAMETER HOLES, CHAMP-LOK	
TOLERANCES UNLESS OTHERWISE SPECIFIED:		APVD EW BEILES 01 JUN01	SIZE A2	CAGE CODE 00779
0 PLC ±-		PRODUCT SPEC -	DRAWING NO C-552476	RESTRICTED TO -
1 PLC ±-		APPLICATION SPEC -	SCALE 2:1	SHEET 1 OF 1
2 PLC ±-		WEIGHT -	REV K	
3 PLC ±-		CUSTOMER DRAWING		
4 PLC ±-				
ANGLES ±-				
FINISH				

552476