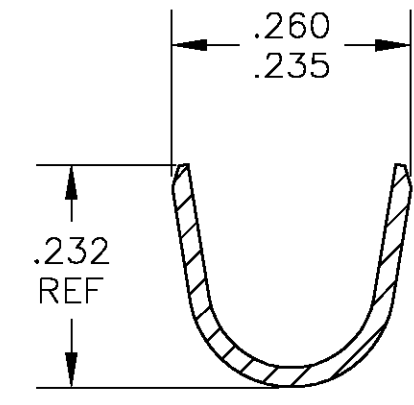
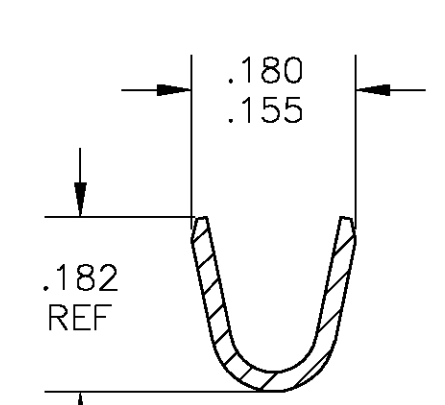
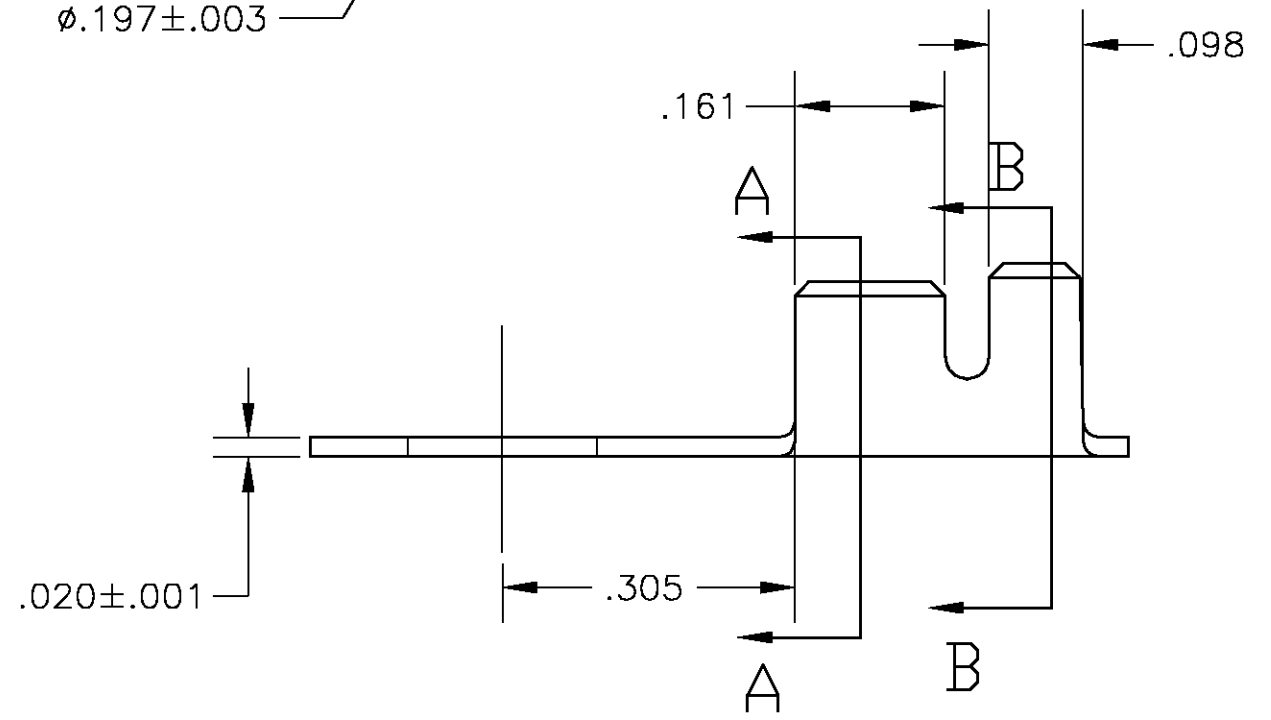
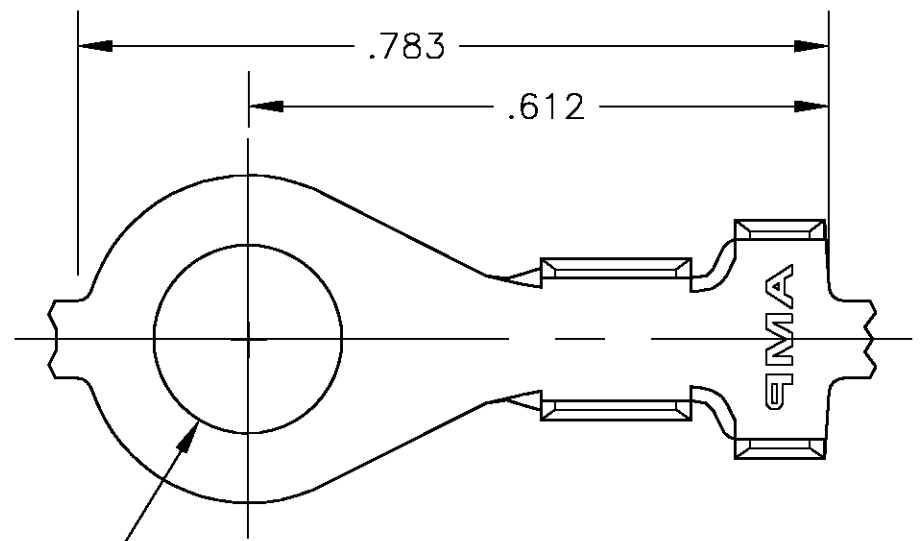


THIS DRAWING IS UNPUBLISHED. RELEASED FOR PUBLICATION
 © COPYRIGHT BY TYCO ELECTRONICS CORPORATION. ALL RIGHTS RESERVED.

LOC	DIST	REVISIONS					
		P	LTR	DESCRIPTION	DATE	DWN	APVD
AF	50		F	REV PER 0G3A-0844-04	26OCT04	JR	DD

- 1 CONTINUOUS STRIP ON REELS
- 2 WIRE SIZE IS #18-#14 AWG
- 3 INSULATION RANGE IS .120-.175 DIA
- △4 REEL WITH INTERLEAVING PAPER
- △5 PRELIMINARY - NOT FOR PRODUCTION



SECTION A-A

SECTION B-B

FINISH	MATERIAL	PART NO
UNPLATED	NICKEL-SILVER	△5 350199-3
△4 .000075 MIN NICKEL	T3 STEEL	△5 350199-2
.000075 MIN NICKEL	T3 STEEL	350199-1

THIS DRAWING IS A CONTROLLED DOCUMENT.		DWN jr ruth 22OCT04	Tyco Electronics Corporation Harrisburg, Pa 17105-3608	
DIMENSIONS: INCHES		CHK D DECKER 22OCT04		
		PRODUCT SPEC		NAME RING TONGUE
TOLERANCES UNLESS OTHERWISE SPECIFIED: 0 PLC ± - 1 PLC ± - 2 PLC ± - 3 PLC ± .010 4 PLC ± - ANGLES ± 5°		APPLICATION SPEC		SIZE A3
MATERIAL SEE TABLE		FINISH .000075 MIN NICKEL		CAGE CODE 00779
		WEIGHT -		DRAWING NO C-350199
		CUSTOMER DRAWING		RESTRICTED TO -
		SCALE 1:1		SHEET 1 OF 1
				REV F