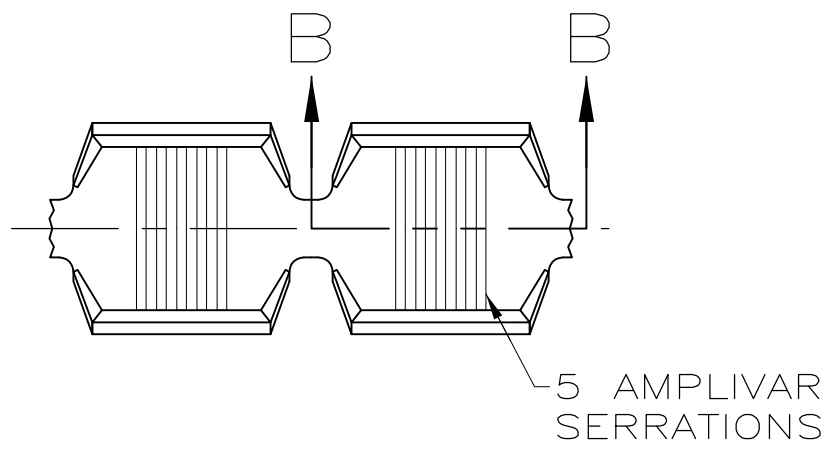
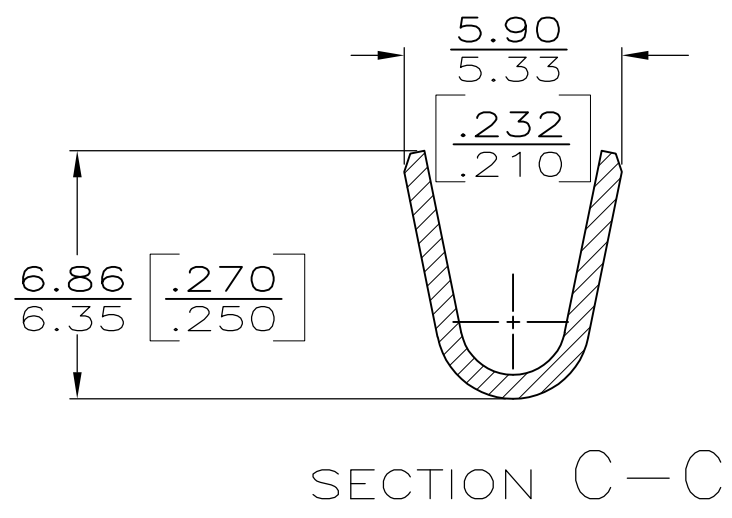
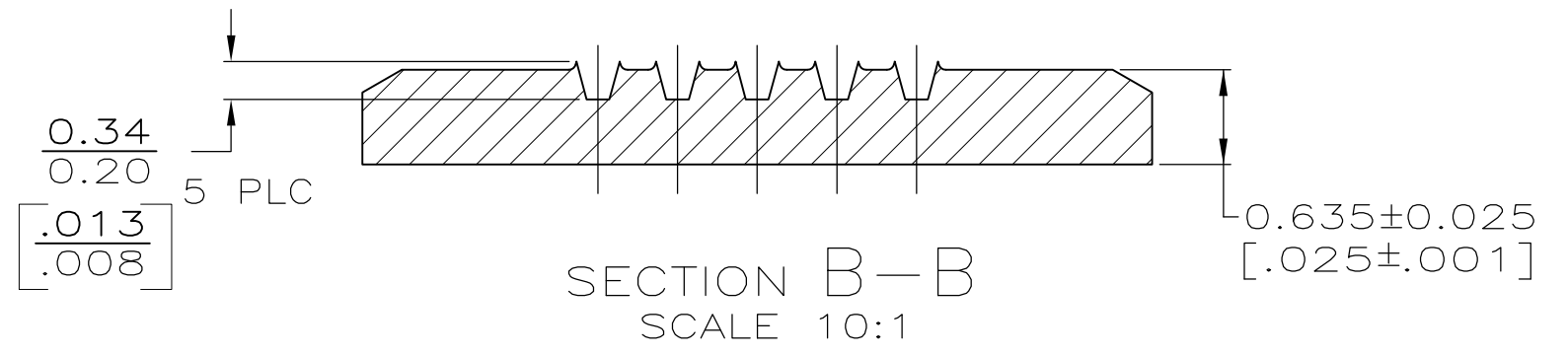
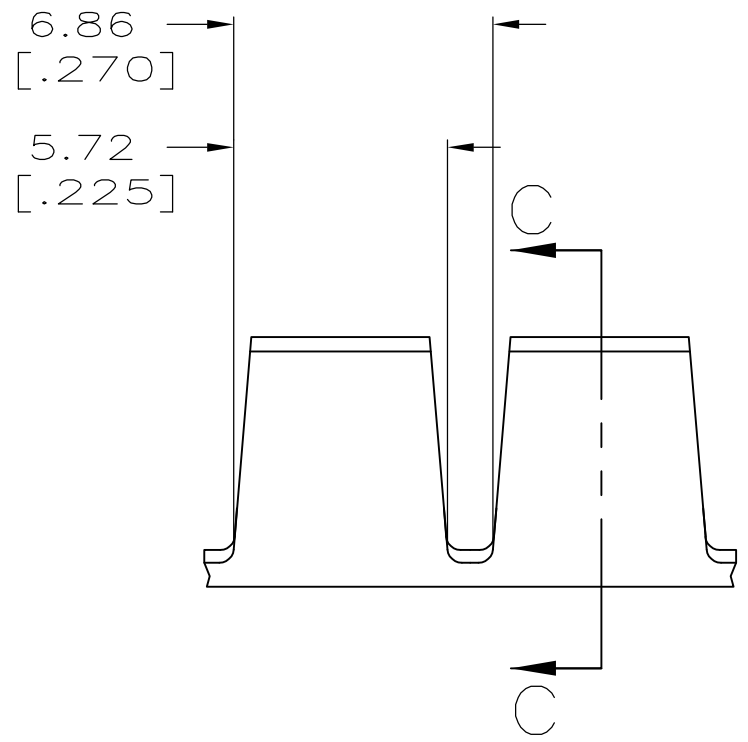


THIS DRAWING IS UNPUBLISHED. RELEASED FOR PUBLICATION
 © COPYRIGHT BY TYCO ELECTRONICS CORPORATION. ALL RIGHTS RESERVED.

LOC	DIST	REVISIONS			
P	LTR	DESCRIPTION	DATE	DWN	APVD
AF	50	E	REVISED PER OG3A-0770-02	17JAN03	MF GP
		F	ECR-13-004361	05AUG13	XJ DZ



1 CONTINUOUS STRIP ON REELS
 2 CRIMP WIDTH: .180 F TYPE (AMPLIVAR THRU)
 CRIMP HEIGHT (±.002) = (TOTAL CMA + 23,000) / 312,500
 GENERAL APPLICATION GUIDELINES MUST BE FOLLOWED AS SPECIFIED IN CATALOG #82221
 FOR APPLICATOR INFORMATION CALL: 1-800-722-1111
 FOR PRODUCT INFORMATION CALL: 1-800-522-6752



THIS DRAWING IS A CONTROLLED DOCUMENT.		DWN P FORTNEY 11/27/89	7000-13000 CMA		41770
DIMENSIONS: mm [INCHES]		CHK MS FEHER 11/29/89	WIRE SIZE		PART NUMBER
TOLERANCES UNLESS OTHERWISE SPECIFIED: 1'		APVD D.SCHWENK 11/29/89	Tyco Electronics Corporation		Harrisburg, PA 17105-3608
0 PLC ± -		PRODUCT SPEC	NAME		SPLICE, AMPLIVAR
1 PLC ± -		APPLICATION SPEC	SIZE		CAGE CODE
2 PLC ± -		114-2009	DRAWING NO		RESTRICTED TO
3 PLC ± 0.38 [.015]		WEIGHT -	A3 00779		C-41770
4 PLC ANGLES ± -		CUSTOMER DRAWING	SCALE 5:1		SHEET 1 OF 1
MATERIAL BRASS		FINISH -		REV F	