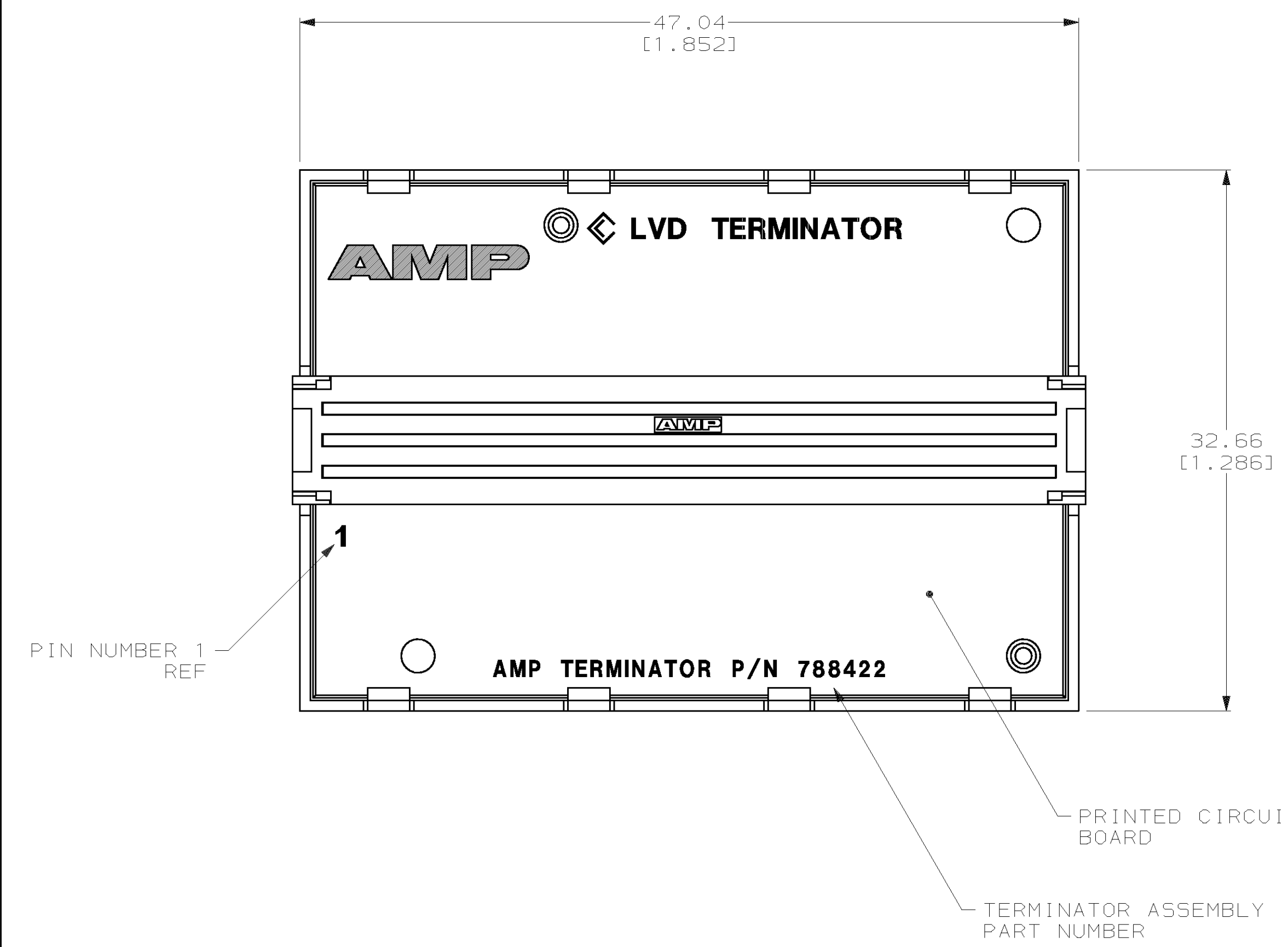


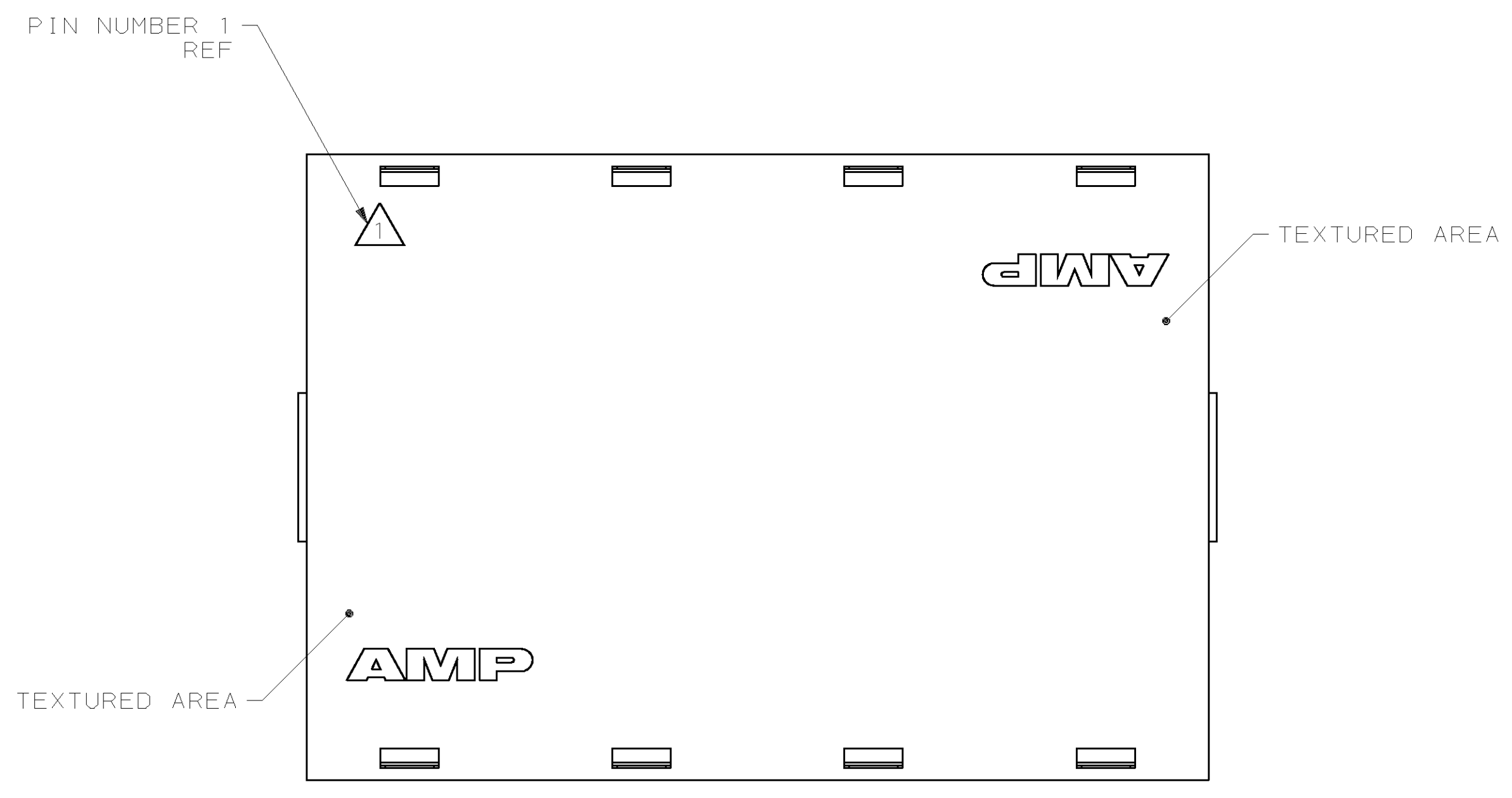
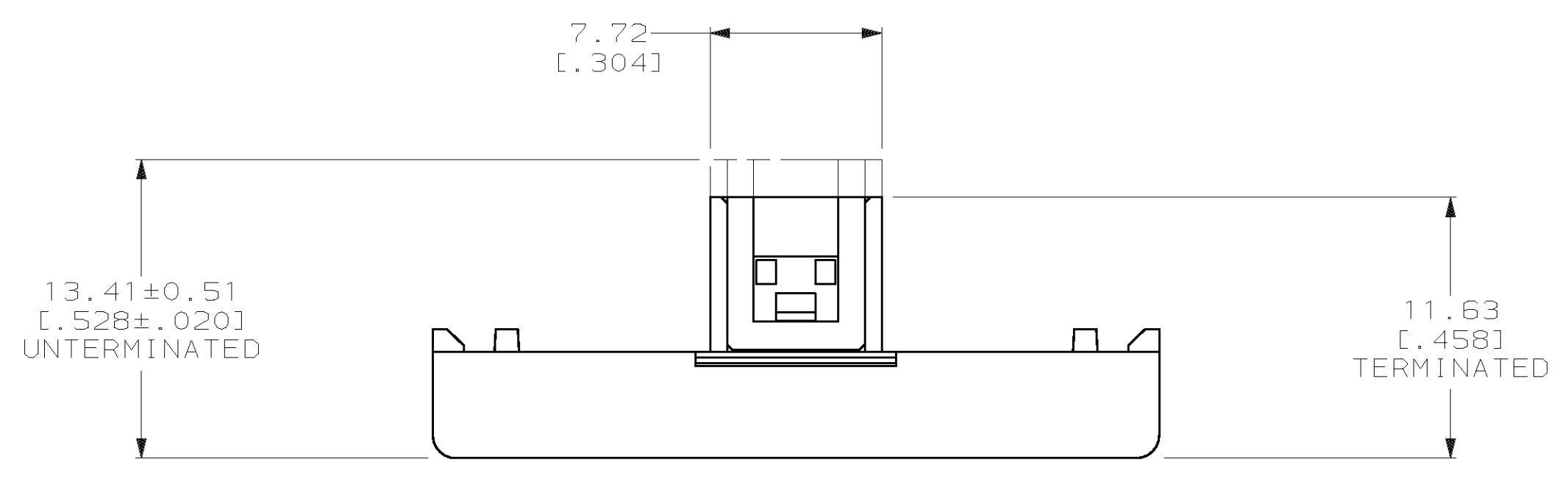
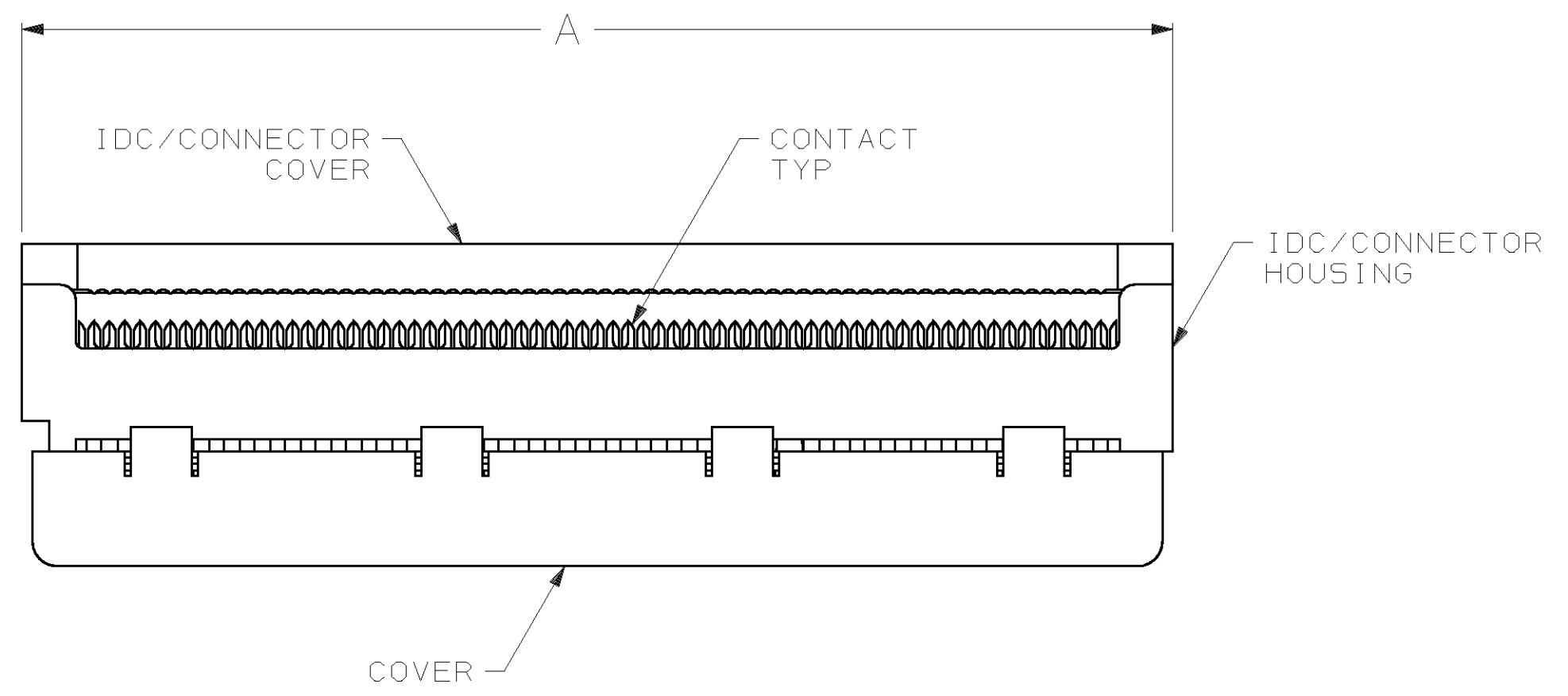
LOC		DIST		REVISIONS			
BD	62	TR	LTR	DESCRIPTION	DATE	OWN	APVD
				C REVISED PER EC 051A-0040-01	17APR01	JG	RF
				D REV PER 051A-0170-01	03JUN02	TS	RF



SIGNAL NAME (LVD MODE)	CABLE CONDUCTOR NUMBER		SIGNAL NAME (LVD MODE)
+DB (12)	1	2	-DB (12)
+DB (13)	3	4	-DB (13)
+DB (14)	5	6	-DB (14)
+DB (15)	7	8	-DB (15)
+DB (P1)	9	10	-DB (P1)
+DB (0)	11	12	-DB (0)
+DB (1)	13	14	-DB (1)
+DB (2)	15	16	-DB (2)
+DB (3)	17	18	-DB (3)
+DB (4)	19	20	-DB (4)
+DB (5)	21	22	-DB (5)
+DB (6)	23	24	-DB (6)
+DB (7)	25	26	-DB (7)
+DB (P)	27	28	-DB (P)
GROUND	29	30	GROUND
DIFFSENS	31	32	GROUND
TERMPWR	33	34	TERMPWR
TERMPWR	35	36	TERMPWR
OPEN	37	38	OPEN
GROUND	39	40	GROUND
+ATN	41	42	-ATN
GROUND	43	44	GROUND
+BSY	45	46	-BSY
+ACK	47	48	-ACK
+RST	49	50	-RST
+MSG	51	52	-MSG
+SEL	53	54	-SEL
+C/D	55	56	-C/D
+REQ	57	58	-REQ
+I/O	59	60	-I/O
+DB (8)	61	62	-DB (8)
+DB (9)	63	64	-DB (9)
+DB (10)	65	66	-DB (10)
+DB (11)	67	68	-DB (11)

CONTACT ASSIGNMENT TABLE

- ⚠ IDC/CONNECTOR HOUSING: LCP, BLACK, UL 94V-0 RATED.
 IDC/CONNECTOR COVER: POLYESTER, BLACK OR GREY, UL 94V-0 RATED.
 COVER: ABS, BLACK, UL 94V-0 RATED.
 CONTACTS: BERYLLIUM COPPER.
 PRINTED CIRCUIT BOARD: COPPER CLAD LAMINATED PLASTIC.
- ⚠ CONTACTS: 2.54µm[.000100] MIN TIN-LEAD OVER 1.27µm[.000050] MIN NICKEL.
- 3. LOW VOLTAGE DIFFERENTIAL (LVD) TERMINATION CIRCUIT PER SPI-2 ELECTRICAL INTERFACE STANDARD, ULTRA-2 (FAST 40) AND ULTRA-3 (FAST 80).
- 4. THE PRINTED CIRCUIT BOARD IS DIFFERENTIAL IMPEDANCE CONTROLLED AND DESIGNED FOR ULTRA-2 & ULTRA-3 APPLICATIONS.



49.45 [1.947]	788422-2
SUPERSEDED BY 788422-2	47.90 [1.886] 788422-1
DIM 'A'	PART NUMBER

THIS DRAWING IS A CONTROLLED DOCUMENT.

DWN: D. BROCKWAY 14 AUG 98
 CHK: R. STONE 14 AUG 98
 APVD: P. RUELIUS 14 AUG 98

AMP Incorporated
 Harrisburg, PA 17105-3608

AMP
 IDC ASSEMBLY, .025 C
 TERMINATOR™

DIMENSIONS: mm (INCHES)	TOLERANCES UNLESS OTHERWISE SPECIFIED:	0 PLC ±-	1 PLC ±-	2 PLC ±0.13 (.005)	3 PLC ±-	4 PLC ±-	ANGLES ±-	FINISH ±-
MATERIAL	FINISH	WEIGHT	SCALE	DRAWING NO	RESTRICTED TO			
			A1	00779 C- 788422				

CUSTOMER DRAWING SCALE 4:1 SHEET 1 OF 1 REV D