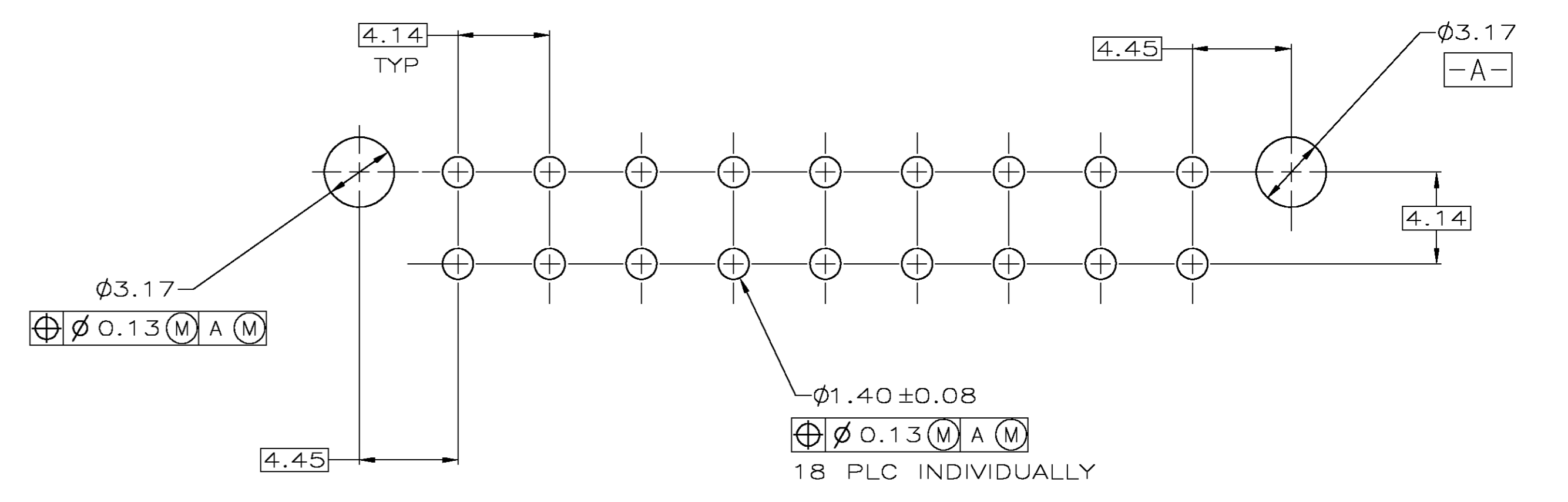
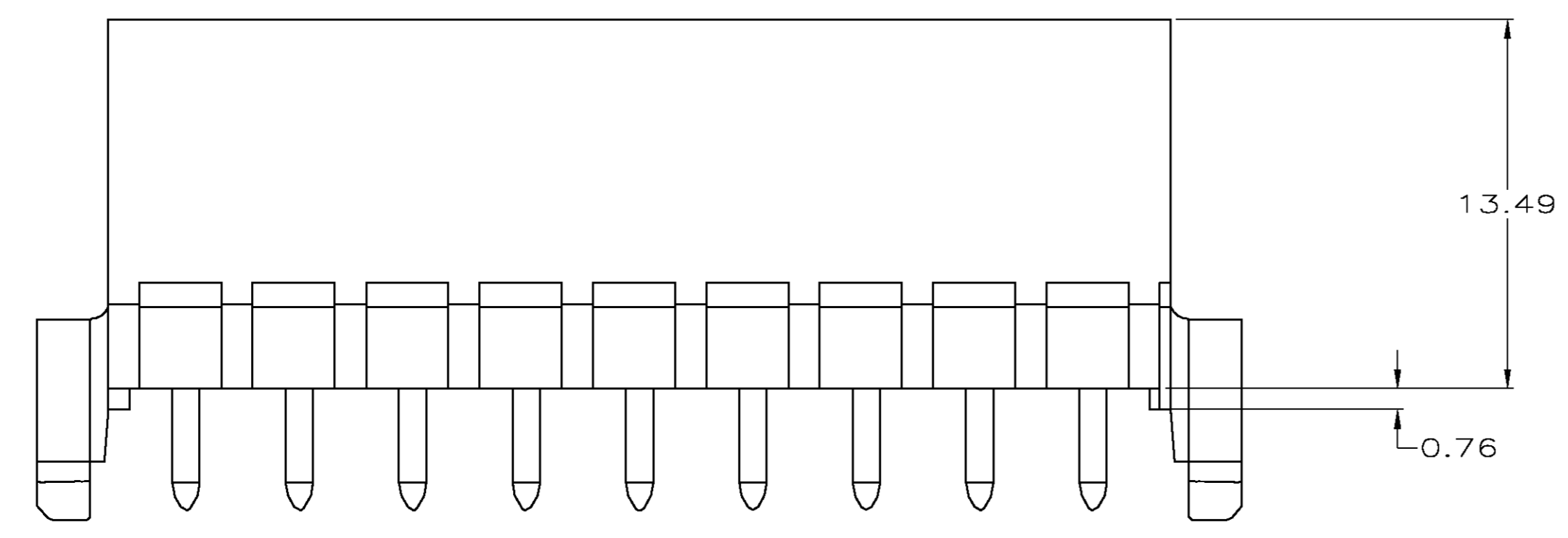
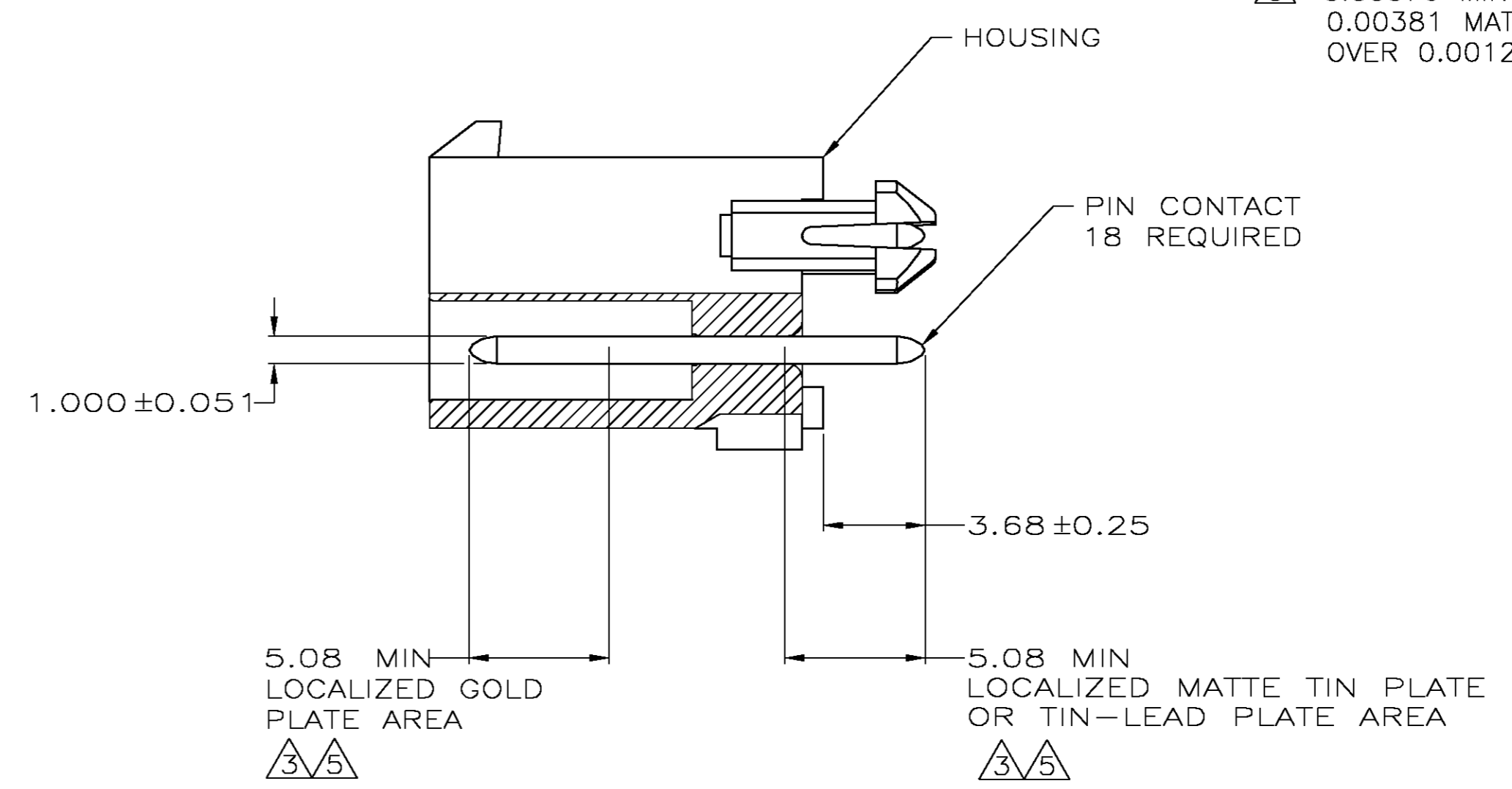
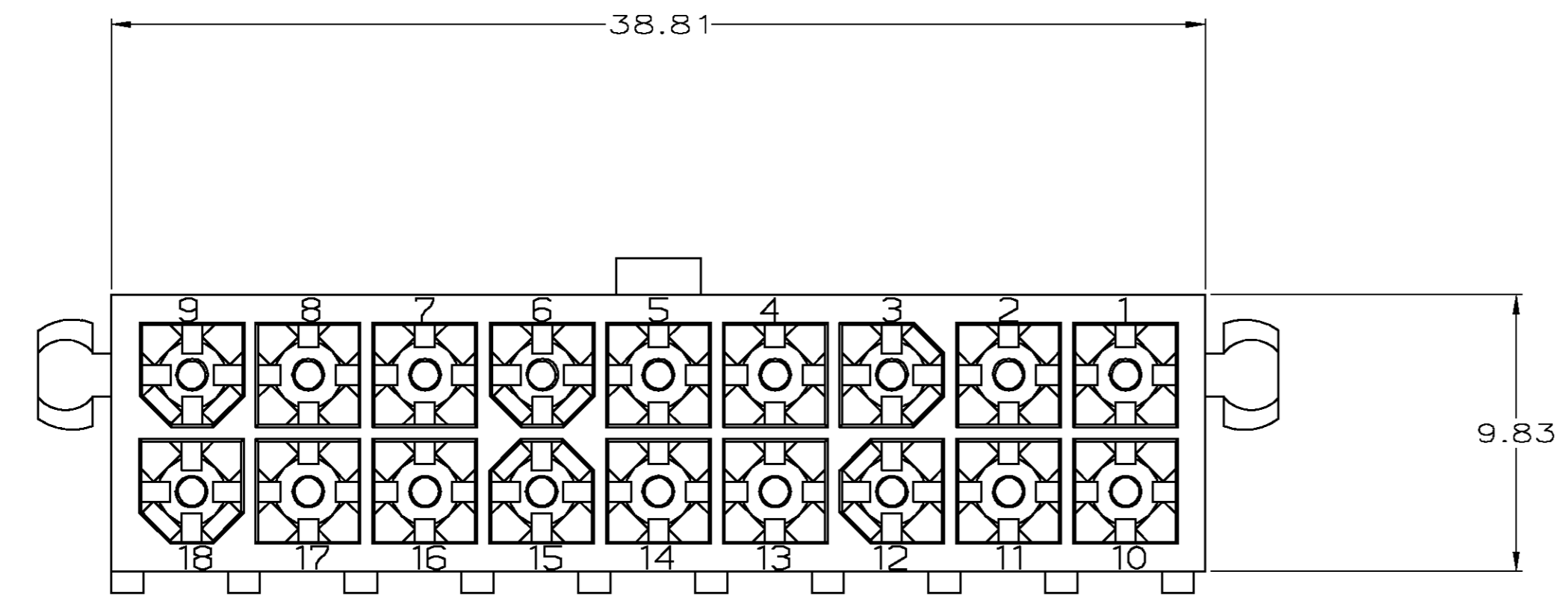
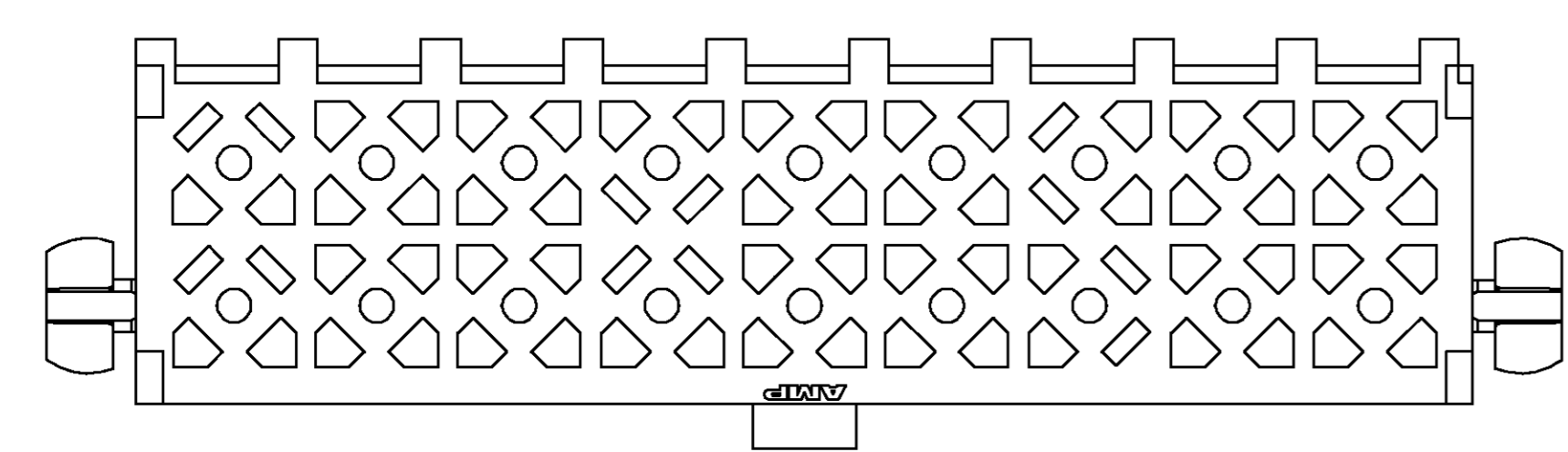


LOC		DIST		REVISIONS			
F	LTR	DESCRIPTION	DATE	DRN	APPD		
D		REVISED PER 0638-0211-05	6/7/05	SS	RJ		

- PINS TO COMPLY WITH AMP SOLDERABILITY SPEC. 108-11-3.
- 0.00381 MIN MATTE TIN LEAD OVER 0.00127 MIN NICKEL.
- 0.00076 MIN GOLD PLATE IN THE LOCALIZED PLATE AREA, 0.00381 MATTE TIN LEAD IN THE LOCALIZED PLATE AREA, BOTH OVER 0.00127 MIN NICKEL.
- 0.00381 MIN MATTE TIN OVER 0.00127 MIN NICKEL.
- 0.00076 MIN GOLD PLATE IN THE LOCALIZED PLATE AREA, 0.00381 MATTE TIN IN THE LOCALIZED PLATE AREA, BOTH OVER 0.00127 MIN NICKEL.



RECOMMENDED MOUNTING HOLE PATTERN FOR 1.57 THICK P.C. BOARD



BRASS, GOLD	NYLON, 94V-0, WHITE	1-794069-1
BRASS, TIN	NYLON, 94V-0, WHITE	1-794069-0
BRASS, GOLD	NYLON, 94V-0, WHITE	794069-2
BRASS, TIN LEAD	NYLON, 94V-0, WHITE	794069-1
PIN CONTACT MATERIAL AND FINISH	HOUSING MATERIAL AND COLOR	PART NUMBER

THIS DRAWING IS A CONTROLLED DOCUMENT.

DRN: K. WHITAKER 6-09-95	Tyco Electronics Corporation Harrisburg, Pa 17105-3608
CHK: R. SWING 6-09-95	
APPR: R. ORSTAD 6-13-95	NAME: _____
DIMENSIONS: mm	PRODUCT SPEC: _____
TOLERANCES UNLESS OTHERWISE SPECIFIED:	APPLICATION SPEC: _____
0 PLC ± -	SIZE: _____
1 PLC ± -	CAGE CODE: _____
2 PLC ± 0.13	DRAWING NO: A1 00779
3 PLC ± -	WEIGHT: _____
4 PLC ± -	RESTRICTED TO: _____
ANGLES ± -	CUSTOMER DRAWING
FINISH ± -	SCALE: 5:1
SEE TABLE	SHEET: 1 OF 1
	REV: D