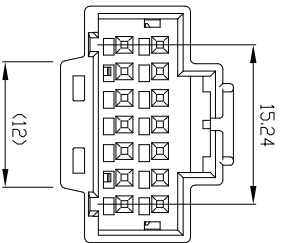
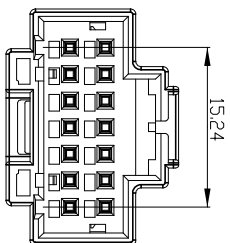


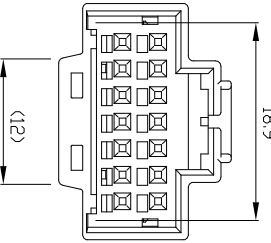
KEY CODE

CODE 1: 0-936126-1
0-936126-2

CODE 1: 2-936126-3



CODE 2 : 3-936126-4



NOTE
1.GENERAL TOLERANCE : ±0.3, ±1°
2.CONDITION OF DELIVERY, DBL IN 1ST LOCKING POSITION.
3.APPLIED CLIP HSG.

P/N	PANEL THK.	PANEL HOLE SIZE
368165	0.7~1.6mm	$\varnothing 7.0 \pm 0.1$ 6.5 3.0
368373	0.5~2.0mm	$\varnothing 7.0 \pm 0.1$

4.APPLIED PLUG ASSY P/N:936124
5.APPLIED TAB CONTACT P/N

P/N	928918	963716
WIRE SIZE(mm ²)	0.25~0.5	0.75

6.RECYCLE MARK:
- PBT-GF15K : 0-936126-1, 0-936126-2
- PA66-GF15K : 2-936126-3, 3-936126-4

P	LT#	DESCRIPTION	DATE	DWN	AP'VD
A		REVISED (ECR-19-000184)	07 JAN 2019	SY	YJ
B		REVISED (ECR-19-014755)	23 SEP 2019	CI	YJ

NO.	DESCRIPTION	MATERIAL	COLOR	Q'TY
6	DBL HSG	PA66-GF15	BLACK	1
5	DBL HSG	PBT-GF15	NATURAL	1
4	CAP HSG CODE2	PA66-GF15	BROWN	1
3	CAP HSG CODE1	PA66-GF15	DARK GRAY	1
2	CAP HSG CODE1	PBT-GF15	YELLOW	1
1	CAP HSG CODE1	PBT-GF15	BLACK	1

THIS DRAWING IS A CONTROLLED DOCUMENT.	DWN HS BAE	NAME: MQS 14P CAP ASSEMBLY
DIMENSIONS: M/M	CHK: RM JANG	TE Connectivity
TOLERANCES UNLESS OTHERWISE SPECIFIED	AP'VD: CS LEE	
0 PLC ±0.1	PRODUCT SPEC	
1 PLC ±0.01	APPLICATION SPEC	
2 PLC ±0.001	WEIGHT	
3 PLC ±0.001	CUSTOMER DRAWING	
4 PLC ±0.001		

SIZE: A2	CAGE CODE: 00779	DRAWING NO: 936126	SCALE: 2:1	SHEET: 1	OF: 1	REV: B
----------	------------------	--------------------	------------	----------	-------	--------