

4

3

2

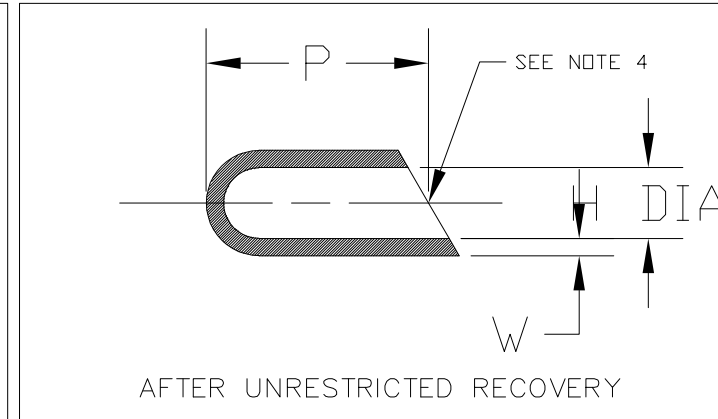
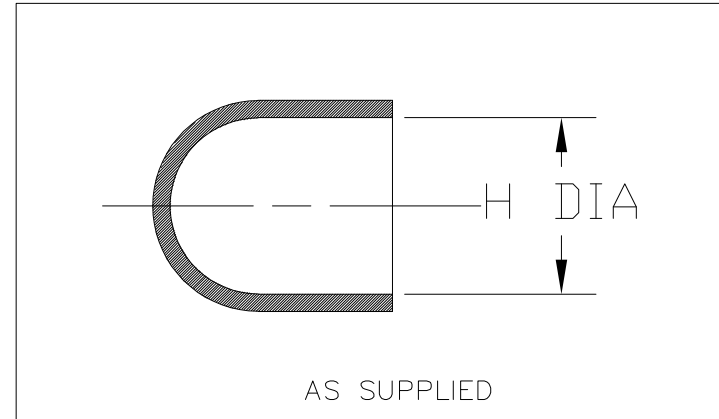
1

REVISIONS

LTR	DESCRIPTION	DATE
V	RELEASE PER ECO-16-009060	05/14/2016

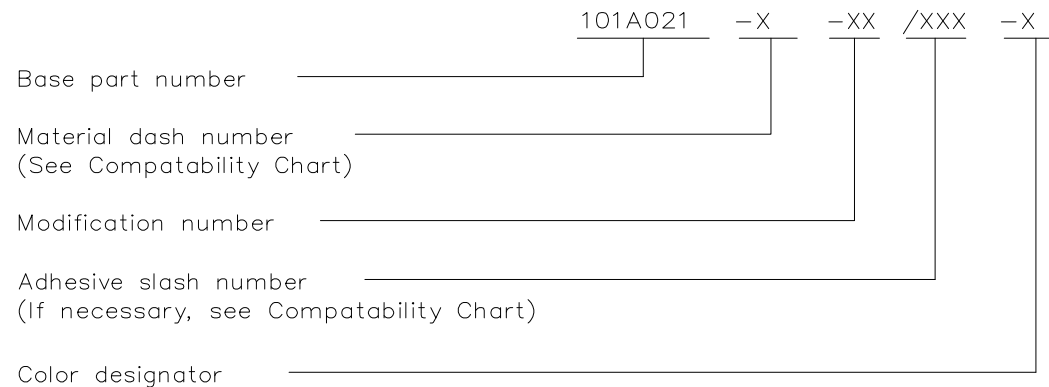
NOTES

- All dimensions are in $\frac{\text{inches}}{\text{[millimeters]}}$
- Dimensions appearing in table are as follows:
 - a - As Supplied
 - b - After Unrestricted Recovery
- Coating is optional. As supplied dimensions appearing in table are for uncoated parts. When coating is added, entry diameters will be reduced by .06 max.
- Recovered parts may have angularity of 30° - 45°.



PART NUMBER	H		P Min b	W ±20% b
	Min a	Max b		
101A011	$\frac{.20}{[5,1]}$	$\frac{.08}{[2,0]}$	$\frac{.90}{[22,9]}$	$\frac{.04}{[1,02]}$
101A021	$\frac{.29}{[7,4]}$	$\frac{.13}{[3,3]}$	$\frac{1.00}{[25,4]}$	$\frac{.05}{[1,27]}$
101A031	$\frac{.40}{[10,2]}$	$\frac{.18}{[4,6]}$	$\frac{1.20}{[30,5]}$	$\frac{.06}{[1,52]}$
101A041	$\frac{.60}{[15,2]}$	$\frac{.25}{[6,4]}$	$\frac{1.60}{[40,6]}$	$\frac{.07}{[1,78]}$
101A052	$\frac{.81}{[20,6]}$	$\frac{.37}{[9,4]}$	$\frac{2.40}{[61,0]}$	$\frac{.08}{[2,03]}$
101A062	$\frac{1.00}{[25,4]}$	$\frac{.45}{[11,4]}$	$\frac{2.70}{[68,6]}$	$\frac{.09}{[2,29]}$
101A073	$\frac{1.55}{[39,4]}$	$\frac{.71}{[18,0]}$	$\frac{3.60}{[91,4]}$	$\frac{.10}{[2,54]}$
101A083	$\frac{2.00}{[50,8]}$	$\frac{.90}{[22,9]}$	$\frac{4.00}{[101,6]}$	$\frac{.11}{[2,79]}$
101A094	$\frac{3.30}{[83,8]}$	$\frac{1.50}{[38,1]}$	$\frac{4.50}{[114,3]}$	$\frac{.12}{[3,05]}$

ORDERING INFORMATION



* Color code based on SAE-AMS-DTL-23053
 * not all colors available for this molded part.

Raychem Molded Parts
CUSTOMER DRAWING

COMPATIBILITY CHART

MATERIAL DASH NO.	MATERIAL DESCRIPTION	RT SPEC	ADHESIVE SLASH NO.	ADHESIVE S NUMBER
-3	Polyolefin, Semi-rigid	RT-301	/42; /86	S-1017; S-1048
-4	Polyolefin, Flexible	RT-1304	/42; /86	S-1017; S-1048
-12	*VITON, Flexible	RT-1312	N/A	N/A
-25	Elastomer, Fluid Resistant	RT-1325	/86; /225	S-1048; S-1206
-100	Polyolefin, Semi-flexible	RT-1323	/180	S-1030

THIS DRAWING AND THE INFORMATION SET FORTH HEREON ARE THE PROPERTY OF TYCO ELECTRONICS CORPORATION, AND ARE TO BE HELD IN TRUST AND CONFIDENCE. PUBLICATION, DUPLICATION, DISCLOSURE OR USE FOR ANY PURPOSE NOT EXPRESSLY AUTHORIZED IN WRITING BY TYCO ELECTRONICS CORPORATION IS PROHIBITED.

UNLESS OTHERWISE SPECIFIED DIMENSIONS ARE METRIC AND INCHES ARE IN BRACKETS.

DECIMAL TOLERANCES
 XXX ± 0,13 (.005)
 XX ± 0,25 (.01)
 X ± 0,50 (.10)

ANGLE TOLERANCE
 .X ± 1 DEG.

TE Connectivity

TE Connectivity

NOT the LATEST REVISION

Cap, Round End

101A011thru094_CD

101A011thru094

© 2012 Tyco Electronics Corporation. All rights reserved.

DO NOT SCALE THIS DRAWING

SHEET 1 OF 1

ZEROHAL™