



Introducing
**C-Wrap Side Entry
Repair Sleeve**



Raychem C-Wrap Side Entry Repair Sleeve



KEY FEATURES

150 °C rated

Easy to install: saves time, man power and cost

Color-coded to ensure proper sizing for each application

Long term performance provides a permanent repair

Low profile (small diameter and short length)

Side Entry for easy access to damaged wire

Wrap-around design eliminates de-pinning of connector for repair

DESCRIPTION

TE Connectivity's C-Wrap side repair sleeve consists of two pieces; the outer tubing and an adhesive inner layer. It is a side-entry sleeve designed to repair and seal a damaged wire jacket that is either chafed or has a radial crack or cut on the insulation.

APPLICATIONS

Used as a side-entry repair kit

Repair of nicks, chafed and radial cracks on the wire in most Aerospace, Defense and Marine applications

Prevents galvanic corrosion on center conductor

RoHS compliant

MATERIALS

Meltable adhesive — Modified thermoplastic fluoroelastomer

Insulation sleeve — Radiation cross-linked modified fluoropolymer

ENVIRONMENTAL

Environmental resistant

For use on insulations rated at 135 °C or higher

Temperature range: -65 °C to +150 °C

STANDARDS & SPECS

Meets fluid and sealing requirements called out in SAE-AS81824

Product Specification: TE D-6201

Application Specification: RPIP-1101

Test Reports: ISTR-1184 and ISTR-1206

APPLICATION TOOLING

Steinel HL1910E or HL2010E General Purpose Hot-Air Tool

Steinel HL1802E-074616 SolderSleeve Reflector for HL Tools

M81969/8-07 (for D-150-C-11) MIL spec installation tool

M81969/8-08 (for D-150-C-12) MIL spec installation tool

M81969/8-09 (for D-150-C-13) MIL spec installation tool

M81969/8-10 (for D-150-C-14) MIL spec installation tool

Raychem C-Wrap Side Entry Repair Sleeve

PRODUCT OFFERING



D-150-C-11
PN CX2001-000



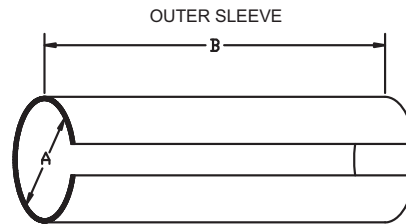
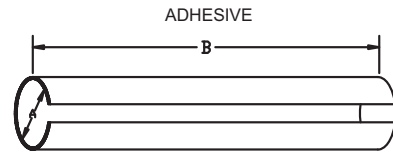
D-150-C-12
PN CX2096-000



D-150-C-13
PN CX2097-000



D-150-C-14
PN CX2098-000



PART DESCRIPTION	COLOR CODE	PRODUCT DIMENSION				CONDUCTOR			
		I.D. (A)		Cut Length (B)		AWG		Wire O.D. (Note*)	
		Adhesive ± .05 (.002)	Sleeve ± .05 (.002)	Adhesive ± .5 (.02)	Sleeve ± .5 (.02)	Min	Max	Min	Max
D-150-C-11	Green	1.11 (.044)	2.29 (.090)	21.59 (.85)	19.05 (.75)	26	24	0.80 (.031)	1.10 (.043)
D-150-C-12	Red	1.68 (.066)	2.74 (.108)	21.59 (.85)	19.05 (.75)	22	20	1.10 (.043)	1.50 (.059)
D-150-C-13	Blue	2.13 (.084)	3.43 (.135)	21.59 (.85)	19.05 (.75)	18	16	1.50 (.059)	2.30 (.090)
D-150-C-14	Yellow	3.34 (.133)	4.80 (.189)	21.59 (.85)	19.05 (.75)	14	12	2.30 (.090)	2.80 (.110)

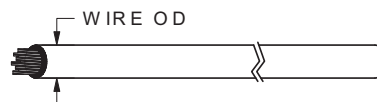
MATERIALS:

- MELTABLE ADHESIVES: Environment resistant modified thermoplastic fluoroelastomer. Color coded.
- INSULATION SLEEVE: Heat-shrinkable, transparent, radiation cross-linked modified fluoropolymer. Color coded.

APPLICATION:

- These parts are designed to provide an environment resistant repair to damaged primary wire that has a radial crack up to 360°, nicks/scrapes not longer than 1/4" on insulations rated for 135°C minimum with no damage to the wire conductor. For insulation procedures, refer to RPIP 1101.
- Install using TE approved convection or infrared heating tools in accordance with TE. When installed with approved convection or infrared heating tools, assemblies will meet the performance requirements of TE D-6201 specification. Infrared tools are not recommended for use with black cable jackets.
- Temperature range: -65°C to +150°C.

NOTE*: If the O.D. of the wire is out of the range that is specified in the Table, use the next size of C-Wrap up or down.



FOR MORE INFORMATION
TE Technical Support Center

Internet: www.te.com/ADM
USA: +1-800-522-6752
China: +86-400-820-6015
Germany: +49-6151-607-1999
United Kingdom: +44-0800-267666

te.com/ADM

©2012 Tyco Electronics Corporation, a TE Connectivity Ltd.
Company. All Rights Reserved.

4-1773463-8 2.5M 4/2012

Raychem, SolderSleeve, TE Connectivity and TE connectivity (logo) are trademarks of the TE Connectivity Ltd. family of companies.

Other logos, product and/or company names might be trademarks of their respective owners.

While TE has made every reasonable effort to ensure the accuracy of the information herein, nothing herein constitutes any guarantees that such information is error-free or any other representation, warranty or guarantee that the information is accurate, correct, reliable or current. The TE entity issuing this publication reserves the right to make any adjustments to the information contained herein at any time without notice. All implied warranties of merchantability or fitness for a particular purpose are expressly disclaimed. The dimensions herein are for reference purposes only and are subject to change without notice. Specifications are subject to change without notice. Consult TE for the latest dimensions and design specifications.

