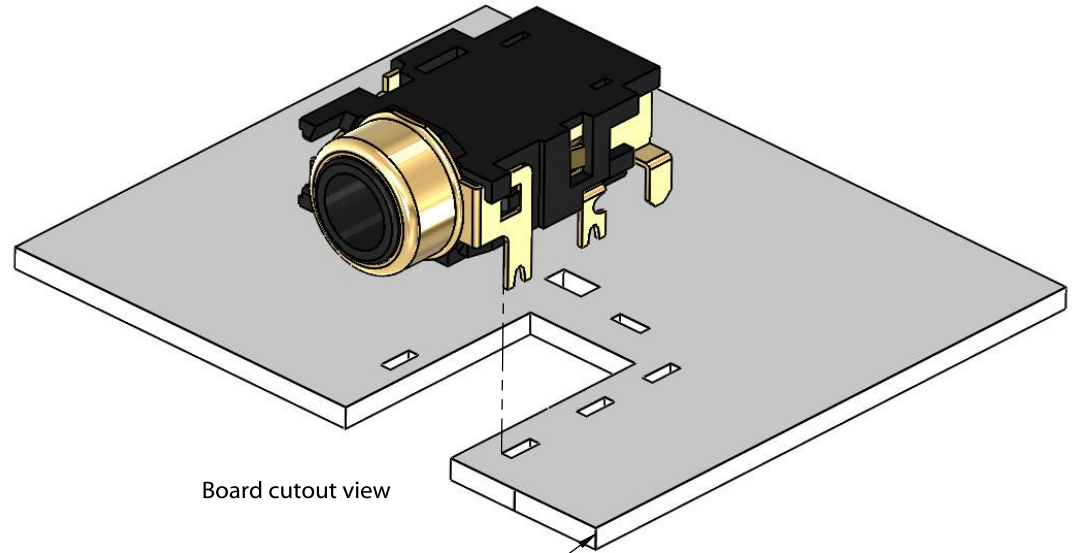
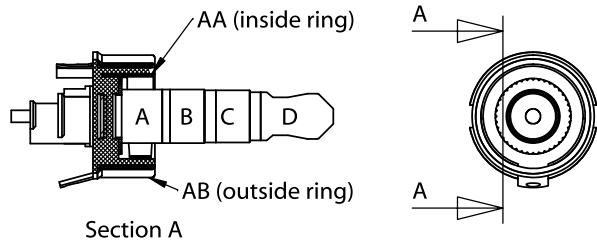
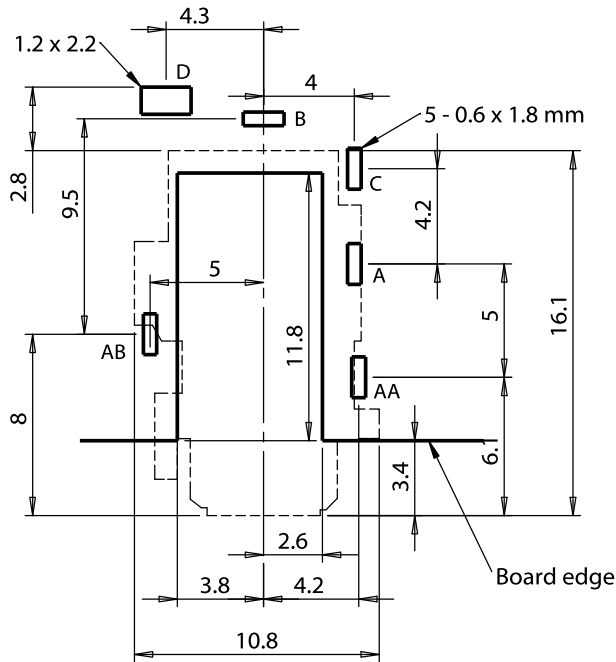


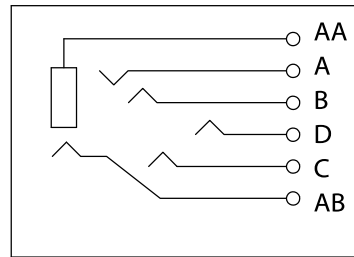
Mating connector: 50-00009



Recommended board thickness: 1.1-1.6 mm



PCB Layout



Schematic

Revision:	Date:	Description:	Prepared:	Notes:	<h1>TENSILITY</h1> <p>tel 1.541.323.3228 800 877.670.7118 fax 1.541.323.4202 web tensility.com</p>
A	2/11/2015	Initial release	GL <small>Digitally signed by GL Date: 2017.04.25 10:04:33 -0700</small>	RoHS compliant	
A1	11/5/2015	added wiring schematic, updated description	Verified: PS <small>Digitally signed by PS Date: 2017.04.25 12:16:32 -0700</small>	Function test: no open, no short circuit, no intermittent	Size: Part number: A 54-00032
A2	7/12/2016	Corrected PCB Layout	Dimensions are in millimeters. Tolerances: X: ± 0.5 mm X.X: ± 0.3 mm X.XX: ± 0.05 mm	Description: Connector, 3.5xL21.3 mm, 6C audio plug with double metal rings, brass gold plated	Scale: 3:1
A3	4/25/2017	Modified PCB dimensioning			