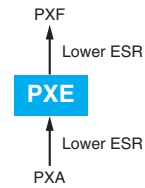


NPCAP™-PXE Series

- Super low ESR, impedance and high heat resistance have been obtained by using conductive polymer as electrolyte.
(ESR and rated ripple current values are improved from PXA series.)
- Rated voltage range : 2.5 to 16V_{dc}, Capacitance range : 33 to 2,700μF
- Suitable for DC-DC converters, voltage regulators and decoupling applications used on computer motherboards etc.
- RoHS Compliant
- Halogen Free



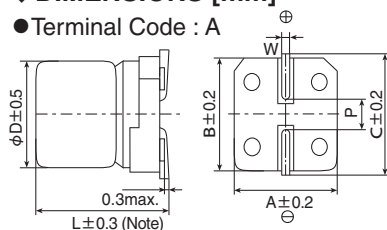
◆ SPECIFICATIONS

Items	Characteristics										
Category											
Temperature Range	-55 to +105°C										
Rated Voltage Range	2.5 to 16V _{dc}										
Capacitance Tolerance	±20% (M) (at 20°C, 120Hz)										
Surge Voltage	Rated voltage × 1.15 (at 105°C)										
Leakage Current	Shall not exceed values shown in STANDARD RATINGS. (at 20°C after 2 minutes)										
Dissipation Factor (tanδ)	0.12 max. (at 20°C, 120Hz)										
Low Temperature Characteristics (Max. Impedance Ratio)	Z(-25°C)/Z(+20°C) ≤ 1.15 Z(-55°C)/Z(+20°C) ≤ 1.25 (at 100kHz)										
Endurance	The following specifications shall be satisfied when the capacitors are restored to 20°C after the rated voltage is applied for 2,000 hours at 105°C.										
	<table border="1"> <tr><td>Appearance</td><td>No significant damage</td></tr> <tr><td>Capacitance change</td><td>≤ ±20% of the initial value</td></tr> <tr><td>DF (tanδ)</td><td>≤ 150% of the initial specified value</td></tr> <tr><td>ESR</td><td>≤ 150% of the initial specified value</td></tr> <tr><td>Leakage current</td><td>≤ The initial specified value</td></tr> </table>	Appearance	No significant damage	Capacitance change	≤ ±20% of the initial value	DF (tanδ)	≤ 150% of the initial specified value	ESR	≤ 150% of the initial specified value	Leakage current	≤ The initial specified value
Appearance	No significant damage										
Capacitance change	≤ ±20% of the initial value										
DF (tanδ)	≤ 150% of the initial specified value										
ESR	≤ 150% of the initial specified value										
Leakage current	≤ The initial specified value										
Bias Humidity	The following specifications shall be satisfied when the capacitors are restored to 20°C after subjecting them to the DC rated voltage at 60°C, 90 to 95% RH for 1,000 hours.										
	<table border="1"> <tr><td>Appearance</td><td>No significant damage</td></tr> <tr><td>Capacitance change</td><td>≤ ±20% of the initial value</td></tr> <tr><td>DF (tanδ)</td><td>≤ 150% of the initial specified value</td></tr> <tr><td>ESR</td><td>≤ 150% of the initial specified value</td></tr> <tr><td>Leakage current</td><td>≤ The initial specified value</td></tr> </table>	Appearance	No significant damage	Capacitance change	≤ ±20% of the initial value	DF (tanδ)	≤ 150% of the initial specified value	ESR	≤ 150% of the initial specified value	Leakage current	≤ The initial specified value
Appearance	No significant damage										
Capacitance change	≤ ±20% of the initial value										
DF (tanδ)	≤ 150% of the initial specified value										
ESR	≤ 150% of the initial specified value										
Leakage current	≤ The initial specified value										
Surge Voltage	The capacitors shall be subjected to 1,000 cycles each consisting of charge with the surge voltage specified at 105°C for 30 seconds through a protective resistor (R=1kΩ) and discharge for 5 minutes 30 seconds.										
	<table border="1"> <tr><td>Appearance</td><td>No significant damage</td></tr> <tr><td>Capacitance change</td><td>≤ ±20% of the initial value</td></tr> <tr><td>DF (tanδ)</td><td>≤ 150% of the initial specified value</td></tr> <tr><td>ESR</td><td>≤ 150% of the initial specified value</td></tr> <tr><td>Leakage current</td><td>≤ The initial specified value</td></tr> </table>	Appearance	No significant damage	Capacitance change	≤ ±20% of the initial value	DF (tanδ)	≤ 150% of the initial specified value	ESR	≤ 150% of the initial specified value	Leakage current	≤ The initial specified value
Appearance	No significant damage										
Capacitance change	≤ ±20% of the initial value										
DF (tanδ)	≤ 150% of the initial specified value										
ESR	≤ 150% of the initial specified value										
Leakage current	≤ The initial specified value										
Failure Rate	0.5% per 1,000 hours maximum (Confidence level 60% at 105°C)										

*Note : If any doubt arises, measure the leakage current after the following voltage treatment.
Voltage treatment : DC rated voltage is applied to the capacitors for 120 minutes at 105°C.

◆ DIMENSIONS [mm]

● Terminal Code : A



(Note) L ± 0.5 for HA0, HC0, JA0, JC0

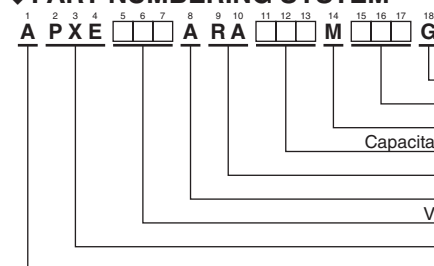
Size Code	φD	L	A	B	C	W	P
E61	5	5.8	5.3	5.3	5.9	0.5 to 0.8	1.4
F61	6.3	5.8	6.6	6.6	7.2	0.5 to 0.8	1.9
F80	6.3	7.7	6.6	6.6	7.2	0.5 to 0.8	1.9
H70	8	6.7	8.3	8.3	9.0	0.7 to 1.1	3.1
H80	8	7.7	8.3	8.3	9.0	0.7 to 1.1	3.1
HA0	8	10.0	8.3	8.3	9.0	0.7 to 1.1	3.1
HC0	8	12.0	8.3	8.3	9.0	0.7 to 1.1	3.1
J80	10	7.7	10.3	10.3	11.0	0.7 to 1.1	4.5
JA0	10	10.0	10.3	10.3	11.0	0.7 to 1.1	4.5
JC0	10	12.2	10.3	10.3	11.0	0.7 to 1.1	4.5

◆ MARKING

EX) 2.5V390μF



◆ PART NUMBERING SYSTEM



Supplement code
Size code
Capacitance tolerance code
Capacitance code (ex. 47μF:470,100μF:101)
Taping code
Terminal code
Voltage code (ex. 6.3V:6R3,10V:100)
Series code
Category

Please refer to "Product code guide (conductive polymer type)"



◆STANDARD RATINGS

WV (Vdc)	Cap (μF)	Size code	Leakage current (μAmax/after 2min.)	ESR (mΩmax/20°C, 100k to 300kHz)	Rated ripple current (mA rms/105°C, 100kHz)	Part No.	
2.5	180	E61	90.0	21	2,670	APXE2R5ARA181ME61G	
	390	F61	195	15	3,160	APXE2R5ARA391MF61G	
	470	F80	235	13	3,600	APXE2R5ARA471MF80G	
	560	F80	280	13	3,600	APXE2R5ARA561MF80G	
	560	H70	280	13	4,100	APXE2R5ARA561MH70G	
	680	H70	340	13	4,100	APXE2R5ARA681MH70G	
	820	H80	410	12	4,260	APXE2R5ARA821MH80G	
	820	HCO	410	9	5,400	APXE2R5ARA821MHC0G	
	1,000	H80	500	12	4,260	APXE2R5ARA102MH80G	
	1,200	J80	600	13	4,450	APXE2R5ARA122MJ80G	
	1,500	HA0	750	10	5,220	APXE2R5ARA152MHA0G	
	1,500	HCO	750	9	5,400	APXE2R5ARA152MHC0G	
2,200	JA0	1,100	10	5,500	APXE2R5ARA222MJA0G		
2,700	JCO	1,350	9	5,600	APXE2R5ARA272MJC0G		
4	100	E61	80.0	22	2,610	APXE4R0ARA101ME61G	
	150	E61	120	22	2,610	APXE4R0ARA151ME61G	
	270	F61	216	15	3,160	APXE4R0ARA271MF61G	
	330	F61	264	15	3,160	APXE4R0ARA331MF61G	
	390	F80	312	14	3,470	APXE4R0ARA391MF80G	
	470	H70	376	14	3,950	APXE4R0ARA471MH70G	
	560	H70	448	14	3,950	APXE4R0ARA561MH70G	
	680	H80	544	13	3,950	APXE4R0ARA681MH80G	
	1,000	HA0	800	10	5,220	APXE4R0ARA102MHA0G	
	1,000	J80	800	14	4,300	APXE4R0ARA102MJ80G	
	1,200	HCO	960	9	5,400	APXE4R0ARA122MHC0G	
	1,200	JA0	960	10	5,500	APXE4R0ARA122MJA0G	
	1,500	JA0	1,200	10	5,500	APXE4R0ARA152MJA0G	
	1,800	JA0	1,440	10	5,500	APXE4R0ARA182MJA0G	
1,800	JCO	1,440	9	5,600	APXE4R0ARA182MJC0G		
6.3	100	E61	126	24	2,500	APXE6R3ARA101ME61G	
	120	E61	151	24	2,500	APXE6R3ARA121ME61G	
	220	F61	277	15	3,160	APXE6R3ARA221MF61G	
	270	F80	340	14	3,470	APXE6R3ARA271MF80G	
	330	F80	415	14	3,470	APXE6R3ARA331MF80G	
	330	H70	415	14	3,950	APXE6R3ARA331MH70G	
	390	H70	491	14	3,950	APXE6R3ARA391MH70G	
	470	H80	592	13	3,950	APXE6R3ARA471MH80G	
	820	HA0	1,030	12	4,770	APXE6R3ARA821MHA0G	
	820	HCO	1,030	10	5,150	APXE6R3ARA821MHC0G	
	820	J80	1,030	14	4,300	APXE6R3ARA821MJ80G	
	1,200	JA0	1,510	12	5,025	APXE6R3ARA122MJA0G	
	1,500	JA0	1,890	12	5,025	APXE6R3ARA152MJA0G	
	1,500	JCO	1,890	10	5,500	APXE6R3ARA152MJC0G	
	10	47	E61	94.0	28	2,310	APXE100ARA470ME61G
		56	E61	112	28	2,310	APXE100ARA560ME61G
68		E61	136	28	2,310	APXE100ARA680ME61G	
120		F61	240	25	2,530	APXE100ARA121MF61G	
150		F80	300	21	2,880	APXE100ARA151MF80G	
220		H70	440	21	3,220	APXE100ARA221MH70G	
270		H70	540	21	3,220	APXE100ARA271MH70G	
330		H80	660	19	3,390	APXE100ARA331MH80G	
390		HA0	780	17	4,000	APXE100ARA391MHA0G	
470		J80	940	19	3,800	APXE100ARA471MJ80G	
680		JA0	1,360	13	4,820	APXE100ARA681MJA0G	
16	33	E61	105	35	2,070	APXE160ARA330ME61G	
	39	E61	124	35	2,070	APXE160ARA390ME61G	
	68	F61	217	28	2,390	APXE160ARA680MF61G	
	82	F80	262	24	2,700	APXE160ARA820MF80G	
	100	F80	320	24	2,700	APXE160ARA101MF80G	
	100	H70	320	24	3,010	APXE160ARA101MH70G	
	120	H70	384	24	3,010	APXE160ARA121MH70G	
	150	H80	480	22	3,150	APXE160ARA151MH80G	
	180	HA0	576	18	3,890	APXE160ARA181MHA0G	
	220	HA0	704	18	3,890	APXE160ARA221MHA0G	
	220	J80	704	22	3,450	APXE160ARA221MJ80G	
	330	JA0	1,050	16	4,350	APXE160ARA331MJA0G	