

KXG Series

- Downsized from current KMX series
- For electronic ballast circuits and other long life required applications
- Endurance with ripple current : 105°C 8000 to 10000hours
- Non solvent-proof type
- Pb-free design

KXG

↑ downsized
KMX

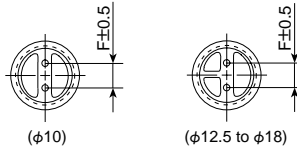
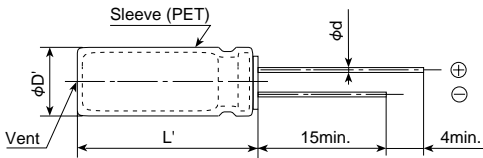


◆SPECIFICATIONS

Items	Characteristics			
Category	—40 to +105°C (160 to 400V _{dc}) —25 to +105°C (450V _{dc})			
Temperature Range				
Rated Voltage Range	160 to 450V _{dc}			
Capacitance Tolerance	±20% (M) (at 20°C, 120Hz)			
Leakage Current		After 1 minute	After 5 minutes	
	CV ≤ 1000	I = 0.1CV + 40	I = 0.03CV + 15	
	CV > 1000	I = 0.04CV + 100	I = 0.02CV + 25	
	Where, I : Max. leakage current (μA), C : Nominal capacitance (μF), V : Rated voltage (V) (at 20°C)			
Dissipation Factor (tanδ)	Rated voltage (V _{dc})	160 to 250V	350 & 400V	450V
	tanδ (Max.)	0.20	0.24 (at 20°C, 120Hz)	
Low Temperature Characteristics (Max. Impedance Ratio)	Rated voltage (V _{dc})	160 to 250V	350 & 400V	450V
	Z(-25°C)/Z(+20°C)	3	5	6
	Z(-40°C)/Z(+20°C)	6	6	— (at 120Hz)
Endurance	The following specifications shall be satisfied when the capacitors are restored to 20°C after subjected to DC voltage with the rated ripple current is applied for 10000 hours (8000 hours for φ10) at 105°C.			
	Capacitance change	≤ ±20% of the initial value		
	D.F. (tanδ)	≤ 200% of the initial specified value		
	Leakage current	≤ The initial specified value		
Shelf Life	The following specifications shall be satisfied when the capacitors are restored to 20°C after exposing them for 1000 hours at 105°C without voltage applied.			
	Capacitance change	≤ ±20% of the initial value		
	D.F. (tanδ)	≤ 200% of the initial specified value		
	Leakage current	≤ 500% of the initial specified value		

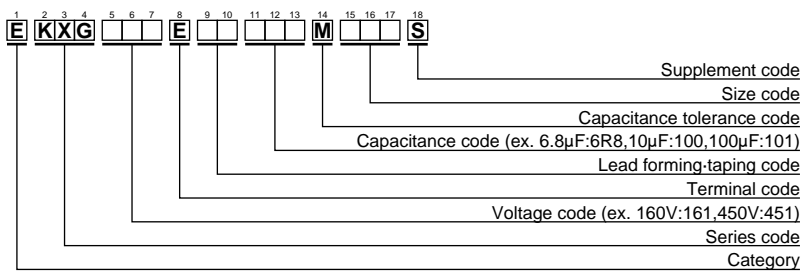
◆DIMENSIONS [mm]

- Terminal Code : E



φD	10	12.5	16	18
φd	0.6	0.6	0.8	0.8
F	5.0	5.0	7.5	7.5
φD'	φD+0.5max.			
L'	L+1.5max.			

◆PART NUMBERING SYSTEM



Please refer to "A guide to global code (radial lead type)"

◆RATED RIPPLE CURRENT MULTIPLIERS

- Frequency Multipliers

Capacitance (μF)	Frequency (Hz)			
	120	1k	10k	100k
6.8 to 82	1.0	1.75	2.25	2.50
100 to 330	1.0	1.67	1.75	2.25

◆STANDARD RATINGS

WV (Vdc)	Cap (μF)	Case size φD×L(mm)	tanδ	Rated ripple current(mArms/105°C)		Part No.
				120Hz	100kHz	
160	10	10 × 16	0.20	125	315	EKXG161E□□100MJ16S
	22	10 × 20	0.20	200	500	EKXG161E□□220MJ20S
	33	10 × 20	0.20	250	625	EKXG161E□□330MJ20S
	47	10 × 20	0.20	300	750	EKXG161E□□470MJ20S
	68	12.5 × 20	0.20	470	1175	EKXG161E□□680MK20S
	82	12.5 × 20	0.20	510	1275	EKXG161E□□820MK20S
	100	12.5 × 25	0.20	620	1395	EKXG161E□□101MK25S
	100	16 × 20	0.20	630	1420	EKXG161E□□101ML20S
	150	16 × 20	0.20	770	1735	EKXG161E□□151ML20S
	220	16 × 25	0.20	1020	2295	EKXG161E□□221ML25S
330	18 × 31.5	0.20	1390	3130	EKXG161E□□331MMN3S	
200	10	10 × 16	0.20	125	315	EKXG201E□□100MJ16S
	22	10 × 20	0.20	200	500	EKXG201E□□220MJ20S
	33	10 × 20	0.20	260	650	EKXG201E□□330MJ20S
	47	12.5 × 20	0.20	390	975	EKXG201E□□470MK20S
	68	12.5 × 20	0.20	470	1175	EKXG201E□□680MK20S
	82	16 × 20	0.20	550	1375	EKXG201E□□820ML20S
	100	16 × 20	0.20	630	1420	EKXG201E□□101ML20S
	150	16 × 25	0.20	840	1890	EKXG201E□□151ML25S
	220	18 × 25	0.20	1050	2365	EKXG201E□□221MM25S
	330	18 × 35.5	0.20	1430	3220	EKXG201E□□331MMP1S
250	10	10 × 20	0.20	140	350	EKXG251E□□100MJ20S
	22	10 × 20	0.20	200	500	EKXG251E□□220MJ20S
	33	12.5 × 20	0.20	320	800	EKXG251E□□330MK20S
	47	12.5 × 20	0.20	390	975	EKXG251E□□470MK20S
	68	16 × 20	0.20	520	1300	EKXG251E□□680ML20S
	82	16 × 20	0.20	550	1375	EKXG251E□□820ML20S
	100	16 × 25	0.20	680	1530	EKXG251E□□101ML25S
	150	18 × 25	0.20	860	1935	EKXG251E□□151MM25S
	220	18 × 31.5	0.20	1130	2545	EKXG251E□□221MMN3S
350	6.8	10 × 16	0.24	110	275	EKXG351E□□6R8MJ16S
	10	10 × 20	0.24	140	350	EKXG351E□□100MJ20S
	22	12.5 × 20	0.24	260	650	EKXG351E□□220MK20S
	33	16 × 20	0.24	360	900	EKXG351E□□330ML20S
	47	16 × 20	0.24	430	1075	EKXG351E□□470ML20S
	68	16 × 25	0.24	560	1400	EKXG351E□□680ML25S
	68	18 × 20	0.24	550	1375	EKXG351E□□680MM20S
	82	18 × 25	0.24	610	1525	EKXG351E□□820MM25S
	100	18 × 25	0.24	700	1575	EKXG351E□□101MM25S
	120	18 × 31.5	0.24	830	1865	EKXG351E□□121MMN3S
150	18 × 35.5	0.24	960	2160	EKXG351E□□151MMP1S	
400	6.8	10 × 16	0.24	110	275	EKXG401E□□6R8MJ16S
	10	10 × 20	0.24	140	350	EKXG401E□□100MJ20S
	15	12.5 × 20	0.24	220	550	EKXG401E□□150MK20S
	22	12.5 × 20	0.24	260	650	EKXG401E□□220MK20S
	33	16 × 20	0.24	360	900	EKXG401E□□330ML20S
	47	16 × 25	0.24	470	1175	EKXG401E□□470ML25S
	47	18 × 20	0.24	450	1125	EKXG401E□□470MM20S
	68	18 × 25	0.24	585	1465	EKXG401E□□680MM25S
	82	18 × 25	0.24	610	1525	EKXG401E□□820MM25S
	100	18 × 31.5	0.24	765	1720	EKXG401E□□101MMN3S
120	18 × 35.5	0.24	865	1945	EKXG401E□□121MMP1S	
150	18 × 40	0.24	985	2215	EKXG401E□□151MM40S	
450	6.8	10 × 20	0.24	110	275	EKXG451E□□6R8MJ20S
	10	12.5 × 20	0.24	180	450	EKXG451E□□100MK20S
	15	12.5 × 25	0.24	240	600	EKXG451E□□150MK25S
	22	16 × 20	0.24	290	725	EKXG451E□□220ML20S
	33	16 × 25	0.24	390	975	EKXG451E□□330ML25S
	33	18 × 20	0.24	380	950	EKXG451E□□330MM20S
	47	18 × 25	0.24	480	1200	EKXG451E□□470MM25S
	68	18 × 31.5	0.24	630	1575	EKXG451E□□680MMN3S
	82	18 × 35.5	0.24	715	1785	EKXG451E□□820MMP1S
100	18 × 40	0.24	800	1800	EKXG451E□□101MM40S	

□□ : Lead forming / Taping code