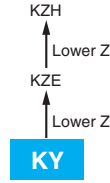


KY Series

- Newly innovative electrolyte is employed to minimize ESR
- Endurance with ripple current : 4,000 to 10,000 hours at 105°C
- Non solvent resistant type
- RoHS Compliant

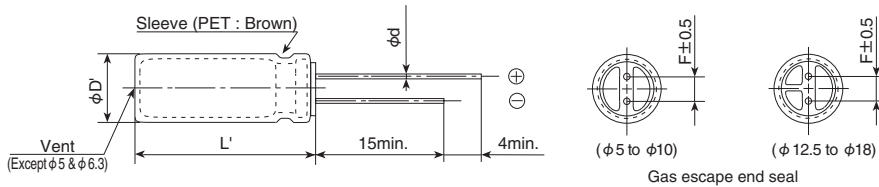


◆ SPECIFICATIONS

| Items | Characteristics | | | | | | | | | | |
|--|---|---------------------------------------|------------------------|------|-----------------------|------|----------------------------|------|------|------|--|
| Category Temperature Range | -40 to +105°C | | | | | | | | | | |
| Rated Voltage Range | 6.3 to 100V _{dc} | | | | | | | | | | |
| Capacitance Tolerance | ±20% (M) (at 20°C, 120Hz) | | | | | | | | | | |
| Leakage Current | I=0.01CV or 3μA, whichever is greater. Where, I : Max. leakage current (μA), C : Nominal capacitance (μF), V : Rated voltage (V) (at 20°C after 2 minutes) | | | | | | | | | | |
| Dissipation Factor (tan δ) | Rated voltage (V _{dc}) | 6.3V | 10V | 16V | 25V | 35V | 50V | 63V | 80V | 100V | |
| | tan δ (Max) | 0.22 | 0.19 | 0.16 | 0.14 | 0.12 | 0.10 | 0.09 | 0.09 | 0.08 | |
| Low Temperature Characteristics (Max. Impedance Ratio) | When nominal capacitance exceeds 1,000μF, add 0.02 to the value above for each 1,000μF increase. (at 20°C, 120Hz) | | | | | | | | | | |
| | Rated voltage (V _{dc}) | 6.3V | 10V | 16V | 25V | 35V | 50V | 63V | 80V | 100V | |
| | Z(-25°C)/Z(+20°C) | 4 | 3 | 2 | 2 | 2 | 2 | 2 | 2 | 2 | |
| Endurance | The following specifications shall be satisfied when the capacitors are restored to 20°C after subjected to DC voltage with the rated ripple current is applied (the peak voltage shall not exceed the rated voltage) for the specified period of time at 105°C. | | | | | | | | | | |
| | Time | 6.3 to 10V _{dc} | φ 5 & 6.3 : 4,000hours | | φ 8 & 10 : 6,000hours | | φ 12.5 to 18 : 8,000hours | | | | |
| | | 16 to 100V _{dc} | φ 5 & 6.3 : 5,000hours | | φ 8 & 10 : 7,000hours | | φ 12.5 to 18 : 10,000hours | | | | |
| | Capacitance change | ≤ ±25% of the initial value | | | | | | | | | |
| | D.F. (tan δ) | ≤ 200% of the initial specified value | | | | | | | | | |
| Shelf Life | The following specifications shall be satisfied when the capacitors are restored to 20°C after exposing them for 500 hours at 105°C without voltage applied. Before the measurement, the capacitor shall be preconditioned by applying voltage according to Item 4.1 of JIS C 5101-4. | | | | | | | | | | |
| | Capacitance change | ≤ ±25% of the initial value | | | | | | | | | |
| | D.F. (tan δ) | ≤ 200% of the initial specified value | | | | | | | | | |
| | Leakage current | ≤ The initial specified value | | | | | | | | | |

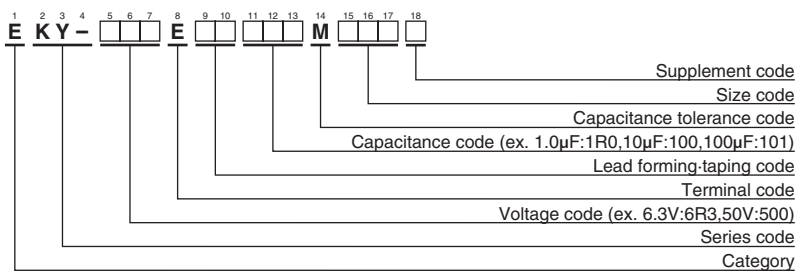
◆ DIMENSIONS [mm]

- Terminal Code : E



| φD | 5 | 6.3 | 8 | 10 | 12.5 | 16 | 18 |
|-----|------------|-----|-----|-----|------|-----|-----|
| φd | 0.5 | 0.5 | 0.6 | 0.6 | 0.6 | 0.8 | 0.8 |
| F | 2.0 | 2.5 | 3.5 | 5.0 | 5.0 | 7.5 | 7.5 |
| φD' | φD+0.5max. | | | | | | |
| L' | L+1.5max. | | | | | | |

◆ PART NUMBERING SYSTEM



Please refer to "Product code guide (radial lead type)"

