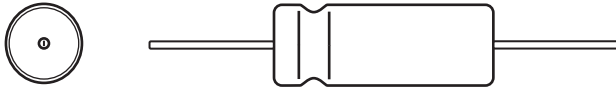


Aluminum Capacitors Little-Lytic Electrolytics



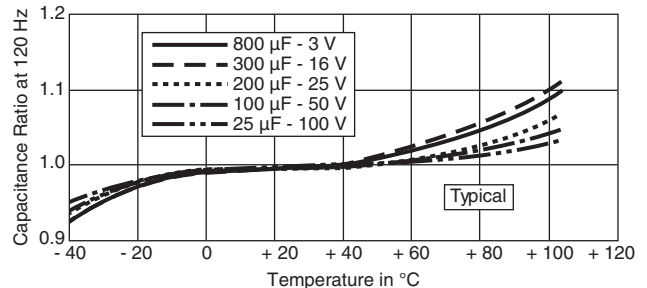
| QUICK REFERENCE DATA | |
|--|--|
| DESCRIPTION | VALUE |
| Operating temperature | - 40 °C to + 105 °C |
| Tolerance on C_R | G = + 75 %, - 10 % and F = + 50 %, - 10 % |
| Ripple current | 10 Ω to 600 Ω max. at 120 Hz, depending upon capacitance |
| Life validation test 2000 h at + 85 °C | After test, capacitance value shall not have changed by more than ± 20 %, the equivalent series resistance in ohms shall not have exceeded 150 % of initial requirement and the leakage current shall not have exceeded the initial requirement. |
| DC leakage current | Maximum DC leakage current at + 25 °C for all capacitors is 15 μ A, except units in case code DD, which is 15.8 μ A. |
| Shelf test 250 h at + 85 °C, with no voltage applied | The capacitance and equivalent series resistance shall meet the initial requirements and the DC leakage current shall not exceed 300 % of the initial requirement. |

FEATURES

- Proven dependable performance in the industrial and electronic equipment with either transistor or modified electron-tube circuits
- All terminal connections welded, eliminating possibility of open or intermittent contacts occasionally found in pressure joints of conventional capacitors
- Superior in size, performance characteristics, shelf life, construction and reliability
- Metal-encased with clear plastic outer insulating sleeve
- Excellent circuit performance when used as coupling capacitors
- Minimum drain and long battery life when used in battery bypass applications
- Better performance under life test than most miniature aluminum electrolytic capacitors
- Axial lead

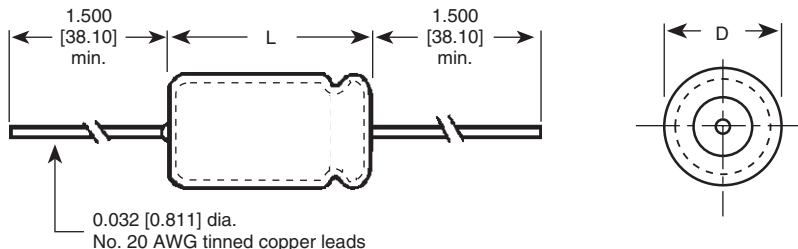


CAPACITANCE VS. TEMPERATURE



| DIMENSIONS in inches [millimeters] | | | | | |
|------------------------------------|---------------|----------------|-----------|---------------|----------------|
| CASE CODE | D | L | CASE CODE | D | L |
| BA | 0.260 [6.604] | 0.536 [13.614] | DC | 0.385 [9.779] | 0.848 [21.539] |
| BB | 0.260 [6.604] | 0.723 [18.364] | DD | 0.385 [9.779] | 0.973 [24.714] |
| CB | 0.322 [8.179] | 0.723 [18.364] | DF | 0.385 [9.779] | 1.286 [32.664] |
| CC | 0.322 [8.179] | 0.848 [21.539] | DH | 0.385 [9.779] | 1.536 [39.014] |
| DB | 0.385 [9.779] | 0.723 [18.364] | | | |

DIMENSIONS AND AVAILABLE FORMS





ORDERING EXAMPLE

Order by distribution part no. Example: TE1055

Note

- For lead (Pb)-free/RoHS compliant products add the suffix “-E3” to the shortened Distribution part. no.

Example TE1055-E3

Note

- For lead (Pb)-free/RoHS compliant products add the suffix “E3” to the standard OEM part no.

Example: 30D256G003BA2E3

| ELECTRICAL DATA AND ORDERING INFORMATION | | | |
|---|------------------|------------------------------------|-----------------------------------|
| CAPACITANCE (μF) | CASE CODE | DISTRIBUTOR PART NUMBER | DESCRIPTOR PART NUMBER |
| 3 WV_{DC} | | | |
| 1.0 | - | See 50 WV _{DC} listing | - |
| 2.0 | - | See 50 WV _{DC} listing | - |
| 3.0 | - | See 50 WV _{DC} listing | - |
| 4.0 | - | See 50 WV _{DC} listing | - |
| 5.0 | - | See 25 WV _{DC} listing | - |
| 6.0 | - | See 25 WV _{DC} listing | - |
| 8.0 | - | See 25 WV _{DC} listing | - |
| 10.0 | - | See 16 WV _{DC} listing | - |
| 15.0 | - | See 12 WV _{DC} listing | - |
| 20.0 | - | See 6 WV _{DC} listing | - |
| 25.0 | BA | TE1055 | 30D256G003BA2 |
| 50.0 | - | See 6 WV _{DC} listing | - |
| 75.0 | - | See 6 WV _{DC} listing | - |
| 100.0 | CB | TE1059.5 | 30D107G003CB2 |
| 200.0 | CC | TE1064 | 30D207G003CC2 |
| 300.0 | DC | TE1066 | 30D307G003DC2 |
| 500.0 | DF | TE1068 | 30D507G003DF2 |
| 6 WV_{DC} | | | |
| 1.0 | - | See 50 WV _{DC} listing | - |
| 2.0 | - | See 50 WV _{DC} listing | - |
| 3.0 | - | See 50 WV _{DC} listing | - |
| 4.0 | - | See 50 WV _{DC} listing | - |
| 5.0 | - | See 25 WV _{DC} listing | - |
| 6.0 | - | See 25 WV _{DC} listing | - |
| 8.0 | - | See 25 WV _{DC} listing | - |
| 10.0 | - | See 16 WV _{DC} listing | - |
| 15.0 | - | See 12 WV _{DC} listing | - |
| 20.0 | BA | TE1090 | 30D206G006BA2 |
| 25.0 | - | See 16 WV _{DC} listing | - |
| 35.0 | BB | TE1093 | 30D356G006BB2 |
| 50.0 | BB | TE1100 | 30D506G006BB2 |
| 75.0 | CB | TE1101.5 | 30D756G006CB2 |
| 100.0 | - | See 12 WV _{DC} listing | - |
| 200.0 | DC | TE1104 | 30D207G006DC2 |
| 250.0 | DD | TE1105 | 30D257G006DD2 |
| 300.0 | DD | TE1106 | 30D307G006DD2 |
| 400.0 | DF | TE1107 | 30D407G006DF2 |
| 500.0 | DH | TE1107.5 | 30D507G006DH2 |
| 600.0 | DH | TE1108.5 | 30D607G006DH2 |



| ELECTRICAL DATA AND ORDERING INFORMATION | | | |
|---|------------------|------------------------------------|-----------------------------------|
| CAPACITANCE (μF) | CASE CODE | DISTRIBUTOR PART NUMBER | DESCRIPTOR PART NUMBER |
| 12 WV_{DC} | | | |
| 1.0 | - | See 50 WV _{DC} listing | - |
| 2.0 | - | See 50 WV _{DC} listing | - |
| 3.0 | - | See 50 WV _{DC} listing | - |
| 4.0 | - | See 50 WV _{DC} listing | - |
| 5.0 | - | See 25 WV _{DC} listing | - |
| 6.0 | - | See 25 WV _{DC} listing | - |
| 8.0 | - | See 25 WV _{DC} listing | - |
| 10.0 | - | See 16 WV _{DC} listing | - |
| 15.0 | BA | TE1129 | 30D156G012BA2 |
| 20.0 | - | See 16 WV _{DC} listing | - |
| 25.0 | - | See 16 WV _{DC} listing | - |
| 50.0 | - | See 16 WV _{DC} listing | - |
| 60.0 | CB | TE1133.5 | 30D606G012CB2 |
| 75.0 | - | See 16 WV _{DC} listing | - |
| 100.0 | CC | TE1135 | 30D107G012CC2 |
| 150.0 | - | See 16 WV _{DC} listing | — |
| 200.0 | - | See 16 WV _{DC} listing | — |
| 250.0 | - | See 16 WV _{DC} listing | — |
| 290.0 | DF | TE1139 | 30D297G012DF2 |
| 16 WV_{DC} | | | |
| 1.0 | - | See 50 WV _{DC} listing | - |
| 2.0 | - | See 50 WV _{DC} listing | - |
| 3.0 | - | See 50 WV _{DC} listing | - |
| 4.0 | - | See 50 WV _{DC} listing | - |
| 5.0 | - | See 25 WV _{DC} listing | - |
| 6.0 | - | See 25 WV _{DC} listing | - |
| 8.0 | - | See 25 WV _{DC} listing | - |
| 10.0 | BA | TE1155 | 30D106G016BA2 |
| 15.0 | - | See 25 WV _{DC} listing | - |
| 20.0 | BB | TE1157 | 30D206G016BB2 |
| 25.0 | BB | TE1157.1 | 30D256G016BB2 |
| 30.0 | - | See 25 WV _{DC} listing | - |
| 35.0 | - | See 25 WV _{DC} listing | - |
| 50.0 | CB | TE1160 | 30D506G016CB2 |
| 75.0 | CC | TE1161 | 30D756G016CC2 |
| 100.0 | DC | TE1162 | 30D107G016DC2 |
| 150.0 | DD | TE1163 | 30D157G016DD2 |
| 200.0 | DF | TE1164 | 30D207G016DF2 |
| 250.0 | DF | TE1164.5 | 30D257G016DF2 |
| 300.0 | DH | TE1165.5 | 30D307G016DH2 |
| 350.0 | DH | TE1166 | 30D357G016DH2 |



| ELECTRICAL DATA AND ORDERING INFORMATION | | | |
|---|------------------|------------------------------------|-----------------------------------|
| CAPACITANCE (μF) | CASE CODE | DISTRIBUTOR PART NUMBER | DESCRIPTOR PART NUMBER |
| 25 WV_{DC} | | | |
| 1.0 | - | See 50 WV _{DC} listing | - |
| 2.0 | - | See 50 WV _{DC} listing | - |
| 3.0 | - | See 50 WV _{DC} listing | - |
| 4.0 | - | See 50 WV _{DC} listing | - |
| 5.0 | BA | TE1202 | 30D505G025BA2 |
| 6.0 | BA | TE1203 | 30D605G025BA2 |
| 8.0 | BA | TE1203.5 | 30D805G025BA2 |
| 10.0 | BB | TE1204 | 30D106G025BB2 |
| 15.0 | BB | TE1205 | 30D156G025BB2 |
| 20.0 | CB | TE1206 | 30D206G025CB2 |
| 25.0 | CB | TE1207 | 30D256G025CB2 |
| 30.0 | CB | TE1207.5 | 30D306G025CB2 |
| 35.0 | CB | TE1208 | 30D356G025CB2 |
| 50.0 | CC | TE1209 | 30D506G025CC2 |
| 75.0 | DC | TE1210 | 30D756G025DC2 |
| 100.0 | DD | TE1211 | 30D107G025DD2 |
| 150.0 | DF | TE1212 | 30D157G025DF2 |
| 200.0 | DH | TE1213 | 30D207G025DH2 |
| 50 WV_{DC} | | | |
| 1.0 | BA | TE1300 | 30D105G050BA2 |
| 2.0 | BA | TE1301 | 30D205G050BA2 |
| 3.0 | BA | TE1302 | 30D305G050BA2 |
| 4.0 | BA | TE1302.1 | 30D405G050BA2 |
| 5.0 | BB | TE1303 | 30D505G050BB2 |
| 6.0 | BB | TE1303.1 | 30D605G050BB2 |
| 8.0 | BB | TE1303.3 | 30D805G050BB2 |
| 10.0 | CB | TE1304 | 30D106G050CB2 |
| 15.0 | CB | TE1304.2 | 30D156G050CB2 |
| 20.0 | CC | TE1305 | 30D206G050CC2 |
| 25.0 | CC | TE1305.5 | 30D256G050CC2 |
| 35.0 | DC | TE1306 | 30D356G050DC2 |
| 50.0 | DD | TE1307 | 30D506G050DD2 |
| 75.0 | DF | TE1308 | 30D756G050DF2 |
| 100.0 | DH | TE1309 | 30D107G050DH2 |
| 100 WV_{DC} | | | |
| 1.0 | BA | TE1400 | 30D105F100BA2 |
| 2.0 | BB | TE1401 | 30D205F100BB2 |
| 3.0 | CB | TE1402 | 30D305F100CB2 |
| 4.0 | CB | TE1403 | 30D405F100CB2 |
| 5.0 | CC | TE1404 | 30D505F100CC2 |
| 10.0 | DC | TE1407 | 30D106F100DC2 |
| 15.0 | DD | TE1408 | 30D156F100DD2 |
| 20.0 | DF | TE1409 | 30D206F100DF2 |
| 25.0 | DH | TE1410 | 30D256F100DH2 |
| 30.0 | DH | TE1411 | 30D306F100DH2 |
| 150 WV_{DC} | | | |
| 1.0 | BA | TE1500 | 30D105F150BA2 |
| 2.0 | BB | TE1501 | 30D205F150BB2 |
| 3.0 | CB | TE1502 | 30D305F150CB2 |
| 4.0 | CC | TE1503 | 30D405F150CC2 |
| 5.0 | CC | TE1504 | 30D505F150CC2 |
| 8.0 | DC | TE1506 | 30D805F150DC2 |
| 10.0 | DD | TE1507 | 30D106F150DD2 |
| 15.0 | DF | TE1508.1 | 30D156F150DF2 |
| 20.0 | DH | TE1509 | 30D206F150DH2 |



Disclaimer

ALL PRODUCT, PRODUCT SPECIFICATIONS AND DATA ARE SUBJECT TO CHANGE WITHOUT NOTICE TO IMPROVE RELIABILITY, FUNCTION OR DESIGN OR OTHERWISE.

Vishay Intertechnology, Inc., its affiliates, agents, and employees, and all persons acting on its or their behalf (collectively, "Vishay"), disclaim any and all liability for any errors, inaccuracies or incompleteness contained in any datasheet or in any other disclosure relating to any product.

Vishay makes no warranty, representation or guarantee regarding the suitability of the products for any particular purpose or the continuing production of any product. To the maximum extent permitted by applicable law, Vishay disclaims (i) any and all liability arising out of the application or use of any product, (ii) any and all liability, including without limitation special, consequential or incidental damages, and (iii) any and all implied warranties, including warranties of fitness for particular purpose, non-infringement and merchantability.

Statements regarding the suitability of products for certain types of applications are based on Vishay's knowledge of typical requirements that are often placed on Vishay products in generic applications. Such statements are not binding statements about the suitability of products for a particular application. It is the customer's responsibility to validate that a particular product with the properties described in the product specification is suitable for use in a particular application. Parameters provided in datasheets and/or specifications may vary in different applications and performance may vary over time. All operating parameters, including typical parameters, must be validated for each customer application by the customer's technical experts. Product specifications do not expand or otherwise modify Vishay's terms and conditions of purchase, including but not limited to the warranty expressed therein.

Except as expressly indicated in writing, Vishay products are not designed for use in medical, life-saving, or life-sustaining applications or for any other application in which the failure of the Vishay product could result in personal injury or death. Customers using or selling Vishay products not expressly indicated for use in such applications do so at their own risk and agree to fully indemnify and hold Vishay and its distributors harmless from and against any and all claims, liabilities, expenses and damages arising or resulting in connection with such use or sale, including attorneys fees, even if such claim alleges that Vishay or its distributor was negligent regarding the design or manufacture of the part. Please contact authorized Vishay personnel to obtain written terms and conditions regarding products designed for such applications.

No license, express or implied, by estoppel or otherwise, to any intellectual property rights is granted by this document or by any conduct of Vishay. Product names and markings noted herein may be trademarks of their respective owners.

Material Category Policy

Vishay Intertechnology, Inc. hereby certifies that all its products that are identified as RoHS-Compliant fulfill the definitions and restrictions defined under Directive 2011/65/EU of The European Parliament and of the Council of June 8, 2011 on the restriction of the use of certain hazardous substances in electrical and electronic equipment (EEE) - recast, unless otherwise specified as non-compliant.

Please note that some Vishay documentation may still make reference to RoHS Directive 2002/95/EC. We confirm that all the products identified as being compliant to Directive 2002/95/EC conform to Directive 2011/65/EU.