


## ASK 1EN/LD, KDKS 1EN/LD and KDKS 1PE/LD

### Indicating Fuse Terminal Blocks



The well known ASK 1EN/LD fuse block and its family members (KDKS 1EN/LD and KDKS 1PE/LD) have undergone a little face lift.

- BFI (Blown Fuse Indicator) circuit using new high efficiency, high visibility SMT (Surface Mount Technology) LED
- BFI circuit built in to the lever; opening the lever disconnects the BFI circuit
- Wide voltage range BFI circuit
  - Reduction of inventory
  - Close to 40 part numbers are replaced by only 16
  - UC (Universal AC/DC Current) hinge sensitive half wave rectified
- Extra low leakage current for operator safety
 

10-60V unit:		100-250V unit:	
- 10Vac/dc	90 $\mu$ A	- 100Vac/dc	152 $\mu$ A
- 12Vac/dc	111 $\mu$ A	- 115Vac/dc	172 $\mu$ A
- 15Vac/dc	141 $\mu$ A	- 220Vac/dc	337 $\mu$ A
- 24Vac/dc	240 $\mu$ A	- 230Vac/dc	352 $\mu$ A
- 28Vac/dc	495 $\mu$ A	- 250Vac/dc	383 $\mu$ A
- 60Vac/dc	630 $\mu$ A		
- Labeling of voltage range and polarity on the lever
- For each type, 4 available options
  - 10-60Vac/dc hinge negative or positive
  - 100-250Vac/dc hinge negative or positive

#### Canada

W Interconnections Canada Inc.  
10 Spy Court  
Markham, Ontario L3R 5H6  
Telephone: (800) 268-4080  
Facsimile: (905) 475-2798  
Email: info1@weidmuller.ca  
Website: www.weidmuller.ca

#### United States

W Interconnections, Inc.  
821 Southlake Blvd.  
Richmond, Virginia 23236  
Telephone: (800) 849-9343  
Facsimile: (804) 379-2593  
Email: info@weidmuller.com  
Website: www.weidmuller.com

#### Mexico


W Interconnections, S.A. de C.V.  
Ave Ingenieros Civiles #204  
Conjunto Industrial Chachapa  
72990 Puebla, Pue. Mexico  
Telephone: (222) 286 82 47  
Facsimile: (222) 286 62 42  
Website: www.weidmuller.com.mx

# ASK 1EN/LD, KDKS 1EN/LD and KDKS 1PE/LD


## ASK 1EN/LD with or without LED



## KDKS 1EN/LD with or without LED



## KDKS 1PE/LD with or without LED



<b>Width/Length/Height with TS35x7.5</b>	mm
Max. current / max. cond. cross-section	A/mm <sup>2</sup>
Max. clamping range	mm <sup>2</sup>

8 x 58 x 44
6.3 / 4
0.13 ... 4

8 x 73.5 x 55.7
6.3 / 4
0.13 ... 4

8 x 91 x 65
6.3 / 4
0.13 ... 4

### Technical data

<b>Rated data</b>	
Rated voltage for adjacent terminal	V
Rated current (top level/bottom level)	A
Rated cross-section	mm <sup>2</sup>
Rated impulse voltage / Pollution severity	kV/-
Plug gauge IEC 60-947-1 / flammability class acc. UL 94	
Approvals	

<b>IEC</b>	<b>UL</b>	<b>CSA</b>
500	300	300
6.3/-	10 /-	10/-
4	AWG 26...12	AWG 26...12
6 / 3		
A4 / V2		

<b>IEC</b>	<b>UL</b>	<b>CSA</b>
500	300	300
6.3/32	10/20	10*/25
4	AWG 26...12	AWG 26...12
6 / 3		
A4 / V2		

<b>IEC</b>	<b>UL</b>	<b>CSA</b>
500	300	300
6.3/32	10/20	10*/25
4	AWG 26...12	AWG 26...12
6 / 3		
A4 / V2		

### Note

\*Up to 15 Amp rating based on 0 Ohm inline resistance dummy slug. Derating required based on inline resistance of fuse used. Check with fuse manufacturer for details.

<b>Clampable conductors (H05V/H07V)</b>	
Solid / stranded	mm <sup>2</sup>
Flexible / flexible w. wire end ferrule	mm <sup>2</sup>
Tightening torque range (clamping screw)	Nm
Stripping length / blade size	mm / -

<b>Rated connection</b>
0.5...4 / 1.5...4
0.5...4 / 0.5...4
0.5...1.0 (M 3)
9 / 3.5 x 0.6

<b>Rated connection</b>
0.5...4 / 1.5...4
0.5...4 / 0.5...4
0.5...1.0 (M 3)
9 / 3.5 x 0.6

<b>Rated connection</b>
0.5...4 / 1.5...4
0.5...4 / 0.5...4
0.5...1.0 (M 3)
9 / 3.5 x 0.6

<b>Information</b>
The rated cross-section is reduced to max.
2.5 mm <sup>2</sup> when using cross-connection bridges.

The rated cross-section is reduced to max.
2.5 mm <sup>2</sup> when using cross-connection bridges.

The rated cross-section is reduced to max.
2.5 mm <sup>2</sup> when using cross-connection bridges.

The rated cross-section is reduced to max.
2.5 mm <sup>2</sup> when using cross-connection bridges.

### Order data

<b>Version</b>	
No LED Indication	
10-60V ac/dc Blown Fuse Indication Hinge Negative	
10-60V ac/dc Blown Fuse Indication Hinge Positive	
100-250V ac/dc Blown Fuse Indication Hinge Negative	
100-250V ac/dc Blown Fuse Indication Hinge Positive	

<b>Type</b>	<b>Qty.</b>	<b>Order No.</b>
ASK1EN	100	0474560000
ASK1EN/SMT10-60VUC BFI H-	100	0222760001
ASK1EN/SMT10-60VUC BFI H+	100	9123140001
ASK1EN/SMT100-250VUC BFI H-100		0225560001
ASK1EN/SMT100-250VUC BFI H+100		9118290001

<b>Type</b>	<b>Qty.</b>	<b>Order No.</b>
KDKS1EN	50	9503350000
KDKS1EN/SMT10-60VUC BFI H-	50	9802720001
KDKS1EN/SMT10-60VUC BFI H+	50	9908510001
KDKS1EN/SMT100-250VUC BFI H-	50	9802760001
KDKS1EN/SMT100-250VUC BFI H+50		9915820001

<b>Type</b>	<b>Qty.</b>	<b>Order No.</b>
KDKS1PE	50	9528110000
KDKS1PE/SMT10-60VUC BFI H-	50	9158330001
KDKS1PE/SMT10-60VUC BFI H+	50	9158340001
KDKS1PE/SMT100-250VUC BFI H-50		9158350001
KDKS1PE/SMT100-250VUC BFI H+50		9915150001

### Levers (Beige only)

No LED Indication	
10-60V ac/dc Blown Fuse Indication Hinge Negative	
10-60V ac/dc Blown Fuse Indication Hinge Positive	
100-250V ac/dc Blown Fuse Indication Hinge Negative	
100-250V ac/dc Blown Fuse Indication Hinge Positive	

<b>Type</b>	<b>Qty.</b>	<b>Order No.</b>
LEVER	50	2012920000
LEVER SMT10-60VUC BFI H-	50	9908660001
LEVER SMT10-60VUC BFI 1H+	50	9908670001
LEVER SMT100-250VUC BFI H-	50	9908680001
LEVER SMT100-250VUC BFI H+	50	9908690001

<b>Type</b>	<b>Qty.</b>	<b>Order No.</b>
LEVER	50	2012920000
LEVER SMT10-60VUC BFI H-	50	9908660001
LEVER SMT10-60VUC BFI 1H+	50	9908670001
LEVER SMT100-250VUC BFI H-	50	9908680001
LEVER SMT100-250VUC BFI H+	50	9908690001

<b>Type</b>	<b>Qty.</b>	<b>Order No.</b>
LEVER	50	2012920000
LEVER SMT10-60VUC BFI H-	50	9908660001
LEVER SMT10-60VUC BFI 1H+	50	9908670001
LEVER SMT100-250VUC BFI H-	50	9908680001
LEVER SMT100-250VUC BFI H+	50	9908690001

### Accessories

<b>Cross-connection</b>	
2-pole	
3-pole	
4-pole	
58-pole	
58-pole	
58-pole	

<b>Type</b>	<b>Qty.</b>	<b>Order No.</b>
QB 2 WI RA8 IS	50	0461100000
QB 3 WI RA8 IS	50	0461200000
QB 4 WI RA8 IS	50	0461300000
QB 58 Straight	50	0545400000
QB 58 Angled	50	0545300000
IP 58 Insulation Profile	50	0546000000

<b>Type</b>	<b>Qty.</b>	<b>Order No.</b>
QB 2 WI RA8 IS	50	0461100000
QB 3 WI RA8 IS	50	0461200000
QB 4 WI RA8 IS	50	0461300000
QB 58 Straight	50	0545400000
QB 58 Angled	50	0545300000
IP 58 Insulation Profile	50	0546000000

<b>Type</b>	<b>Qty.</b>	<b>Order No.</b>
QB 2 WI RA8 IS	50	0461100000
QB 3 WI RA8 IS	50	0461200000
QB 4 WI RA8 IS	50	0461300000
QB 58 Straight	50	0545400000
QB 58 Angled	50	0545300000
IP 58 Insulation Profile	50	0546000000

<b>End plate / partition (behind last terminal)</b>	
AP ASK1	[1.5] 20 0380360000

<b>Type</b>	<b>Width [mm]</b>	<b>Qty.</b>	<b>Order No.</b>
AP ASK1	[1.5]	20	0380360000

<b>Type</b>	<b>Width [mm]</b>	<b>Qty.</b>	<b>Order No.</b>
AP KDKS1	[1.5]	20	9503330000

<b>Type</b>	<b>Width [mm]</b>	<b>Qty.</b>	<b>Order No.</b>
AP KDKS1	[1.5]	20	9503330000

<b>Marking systems</b>	
DEK 5/8MC	1856740000

<b>Type</b>	<b>Order No.</b>
DEK 5/8MC	1856740000

<b>Type</b>	<b>Order No.</b>
DEK 5/8MC	1856740000

<b>Type</b>	<b>Order No.</b>
DEK 5/8MC	1856740000

<b>Miscellaneous</b>	
SBL Contact sleeve/slugs	
Group marking carrier for ganging 2 or more poles together	

<b>Type</b>	<b>Qty.</b>	<b>Order No.</b>
KOHU ASK1	100	0446100000
SchS2	1m	0337400000

<b>Type</b>	<b>Qty.</b>	<b>Order No.</b>
KOHU ASK1	100	0446100000
SchS2	1m	0337400000

<b>Type</b>	<b>Qty.</b>	<b>Order No.</b>
KOHU ASK1	100	0446100000
SchS2	1m	0337400000