



**DESIGNED AND DIMENSIONED IN MILLIMETERS [INCHES]  
ALL DIMENSIONS REFERENCE THIS PRINT EXCEPT AS SHOWN**

DO NOT SCALE FROM THIS PRINT

BE90A-X-XXXX-X-X-XX-XXXX-X

TRANSMISSION TYPE  
-S: STRIPLINE  
-M: MICROSTRIP

END 2 CONNECTOR  
(SEE TABLE 2, SHT 2)

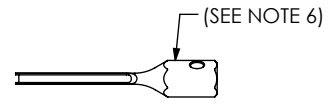
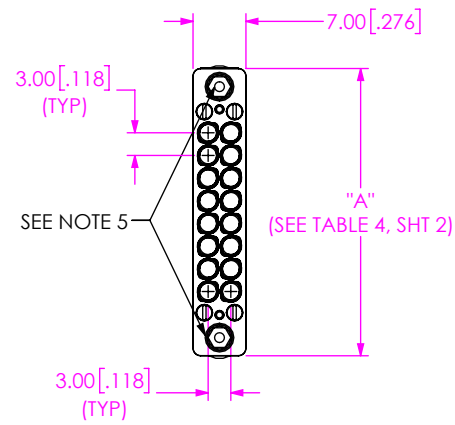
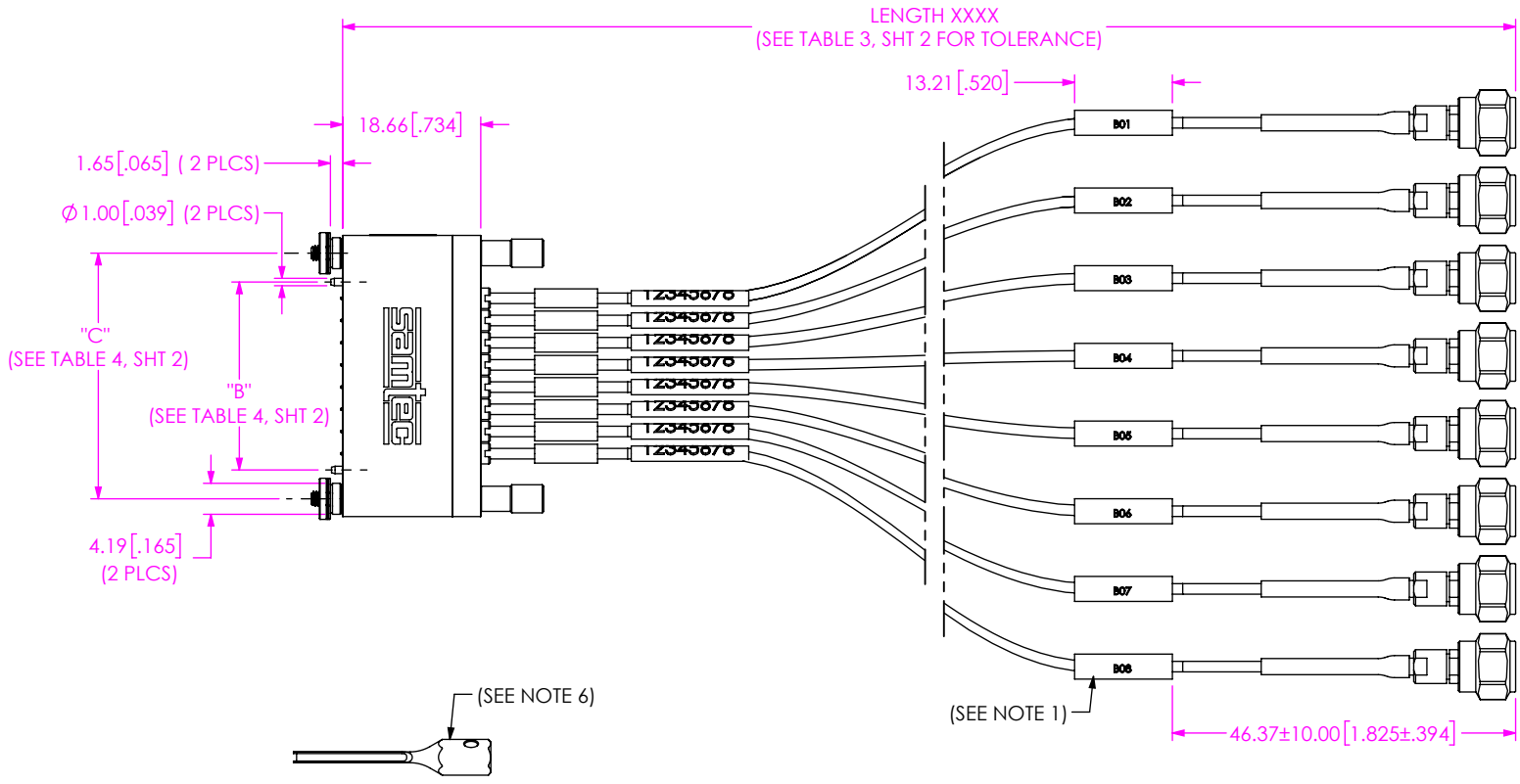
PHASE MATCHING SPEC (RANGE)  
-1: 1 PICO-SECOND  
-2: 2 PICO-SECONDS  
-5: 5 PICO-SECONDS  
-N: NO PHASE MATCHING

OPTION  
BLANK: NO LOCKING TOOL  
-L: LOCKING TOOL  
(SEE FIG 2, SHT 6)

OVERALL ASSEMBLY LENGTH (OAL)  
XXXX (MILLIMETERS)  
(0100 MIN)  
(SEE NOTE 4)

NO OF POSITION (PER ROW)  
-04, -08, -12, -16  
(SEE TABLE 4, SHT 2)

NO OF ROWS  
-2



EXTRACTION TOOL  
SCALE 1: 2

**FIG 1**  
BE90A-S-XXXX-X-2-08-XXXX SHOWN  
(PROTECTIVE CAPS NOT SHOWN FOR CLARITY)

CABLE ASSEMBLIES  
NOT SHOWN FOR  
CLARITY ONLY

NOTES:

1. PRINT CABLE POSITION ON WHITE HEAT SHRINK AND APPLY TO CABLES AS SHOWN.
2. FERRULE AND SPRING ARE FREE FLOATING AND ARE NOT STATIONARY.
3. ASSEMBLY TO HAVE END 1 WRAPPED IN ANTI-STATIC BUBBLE WRAP END 2 ASSEMBLED WITH PROTECTIVE CAPS.
4. CABLE LENGTHS LONGER THAN 1000 MILLIMETERS ARE NOT SUPPORTED S.I. TEST DATA.
5. WHEN MOUNTED TO PCB, TIGHTEN PCB SCREW TO 2.0 - 2.5 IN-LBS USING 2.5MM HEX TOOL (NOT PROVIDED).
6. EXTRACTION TOOL TO BE PACKAGED IN ESD BAG (BG-04-06-Z) AND INCLUDED WITH ASSEMBLY.
7. RECOMMEND PCB THICKNESS: 0.061IN - 0.161IN (SEE SHEET 4).
8. FOR NO PHASE MATCHING SPEC, CABLE ASSEMBLY READ AS BE90C-X-XXXX-N-01-XXXX, QUANTITY = ROW X POS.

F:\DWG\MISC\MKTG\BE90A-X-XXXX-X-X-XX-XXXX-X-MKT.SLDDRW

<p><b>PROPRIETARY NOTE</b></p> <p>THIS DOCUMENT CONTAINS CONFIDENTIAL AND PROPRIETARY INFORMATION AND ALL DESIGN, MANUFACTURING, REPRODUCTION, USE, PATENT RIGHTS AND SALES RIGHTS ARE EXPRESSLY RESERVED BY SAMTEC, INC. THIS DOCUMENT SHALL NOT BE DISCLOSED, IN WHOLE OR PART, TO ANY UNAUTHORIZED PERSON OR ENTITY NOR REPRODUCED, TRANSFERRED OR INCORPORATED IN ANY OTHER PROJECT IN ANY MANNER WITHOUT THE EXPRESS WRITTEN CONSENT OF SAMTEC, INC.</p>		<p>520 PARK EAST BLVD, NEW ALBANY, IN 47150 PHONE: 812-944-6733 FAX: 812-948-5047 e-Mail: info@SAMTEC.com code 55322</p>	
<p><b>MATERIAL:</b> DO NOT SCALE DRAWING SHEET SCALE: 1:1</p> <p>HOUSING, COVER, SCREWS, SHELL, FERRULE, PIN, BODY: BRASS ALIGNMENT PINS, SCREWS, SHELLS, CABLE BODY, C-RING, NUT INSERT, RETAINER, NUTS: STAINLESS STEEL</p>		<p><b>DESCRIPTION:</b> BE90A GANGED ASSEMBLY</p> <p>DWG. NO. BE90A-X-XXXX-X-X-XX-XXXX-X</p> <p>BY: EVE L 12/25/2021 SHEET 1 OF 7</p>	

END OPTION	SERIES	GENDER	FINISH			CONNECTOR KIT P/N	FIGURE
			CENTER CONTACT	OUTER CONTACT	CABLE BODY		
-10BJ	1.00 MM	JACK	50µ" GOLD	PASSIVATED	PASSIVATED	PRF10-J-C-VP-047A-BS	SHT 3, FIG 4
-10SP	1.00 MM	PLUG	50µ" GOLD	PASSIVATED	PASSIVATED	PRF10-P-C-VP-047A-SS	SHT 3, FIG 5
*-13BJ	1.35 MM	JACK	50µ" GOLD	PASSIVATED	PASSIVATED	PRF13-J-C-VP-047A-BS	SHT 3, FIG 6
*-13SP	1.35 MM	PLUG	50µ" GOLD	PASSIVATED	PASSIVATED	PRF13-P-C-VP-047A-SS	SHT 3, FIG 7

\* = NOT RELEASED

No OF POSITIONS	"A"	"B"	"C"
-04	26.00 [1.024]	13.40 [0.528]	21.20 [0.835]
-08	38.00 [1.496]	25.40 [1.000]	33.20 [1.307]
-12	50.00 [1.969]	37.40 [1.472]	45.20 [1.780]
-16	62.00 [2.441]	49.40 [1.945]	57.20 [2.252]

OVERALL LENGTH	TOLERANCE
0152-0200 [5.98-7.87]	+3.0 [.12] / -0.0 [.00]
0201-0500 [7.91-19.69]	+5.0 [.20] / -0.0 [.00]
0501-9999 [19.72-393.66]	+10.0 [.39] / -0.0 [.00]

PAIR NO.	POSITION	POSITION
1	A01	A02
2	A03	A04
3	A05	A06
...	...	...
6	A11	A12
7	A13	A14
8	A15	A16
9	B01	B02
10	B03	B04
11	B05	B06
...	...	...
15	B13	B14
16	B15	B16

CAUTION: EACH PAIR OF CABLES TO BE PHASE MATCHED PER CALLOUT. IF RE-WORKED, THE ENTIRE PAIR MUST BE REPLACED.

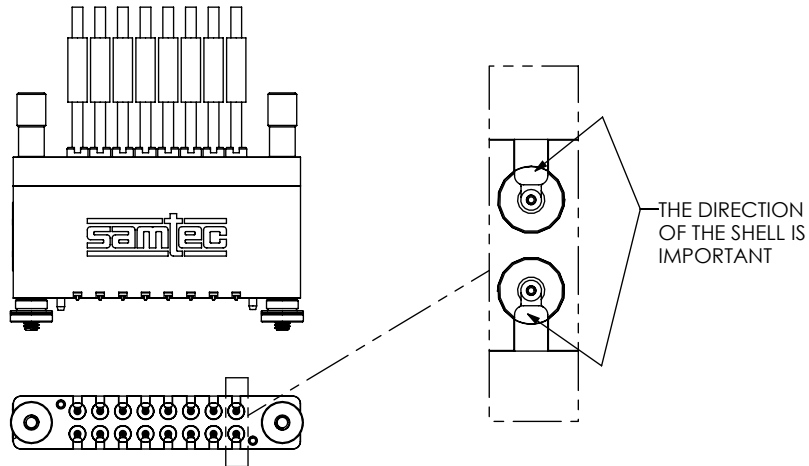


FIG 3  
BE90A-M-XXXX-X-2-08-XXXX SHOWN  
(DIFFERENT AS SHOWN, OTHERWISE SAME AS FIG 1)  
END 2 NOT SHOWN FOR CLARITY

**PROPRIETARY NOTE**  
THIS DOCUMENT CONTAINS CONFIDENTIAL AND PROPRIETARY INFORMATION AND ALL DESIGN, MANUFACTURING, REPRODUCTION, USE, PATENT RIGHTS AND SALES RIGHTS ARE EXPRESSLY RESERVED BY SAMTEC, INC. THIS DOCUMENT SHALL NOT BE DISCLOSED, IN WHOLE OR PART, TO ANY UNAUTHORIZED PERSON OR ENTITY NOR REPRODUCED, TRANSFERRED OR INCORPORATED IN ANY OTHER PROJECT IN ANY MANNER WITHOUT THE EXPRESS WRITTEN CONSENT OF SAMTEC, INC.

SHEET SCALE: 1:1  
DO NOT SCALE DRAWING



520 PARK EAST BLVD, NEW ALBANY, IN 47150  
PHONE: 812-944-6733 FAX: 812-948-5047  
e-Mail info@SAMTEC.com code 55322

DESCRIPTION: BE90A GANGED ASSEMBLY

DWG. NO. BE90A-X-XXXX-X-X-XX-XXXX-X

BY: EVE L 12/25/2021 SHEET 2 OF 7

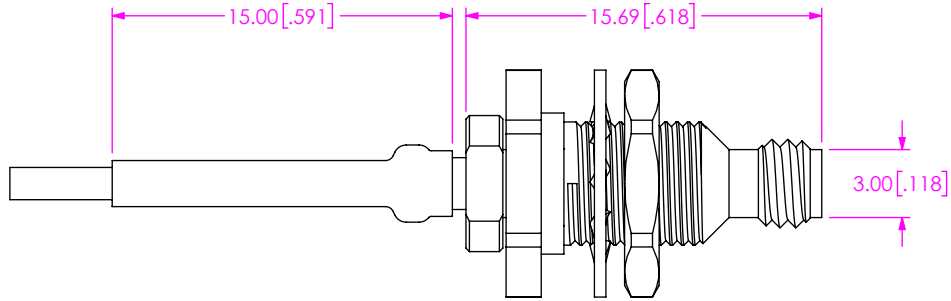


FIG 4  
-10BJ SHOWN  
(CABLE CUT FOR CLARITY ONLY)

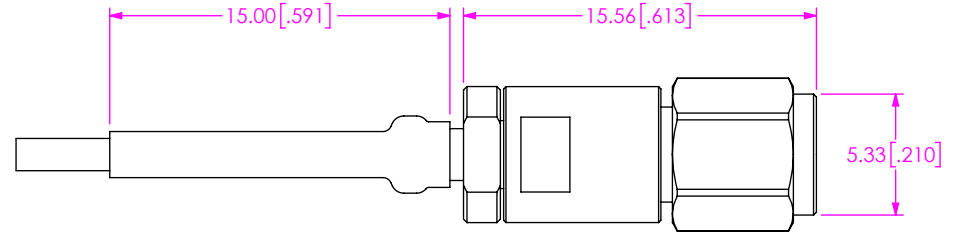


FIG 5  
-10SP SHOWN  
(CABLE CUT FOR CLARITY ONLY)

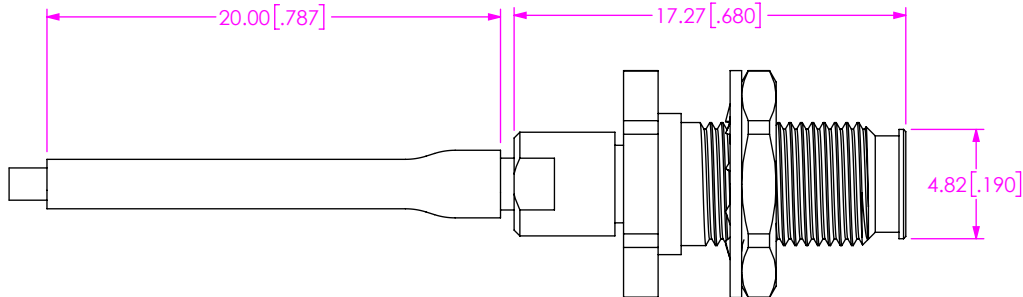


FIG 6  
-13BJ SHOWN  
(CABLE CUT FOR CLARITY ONLY)

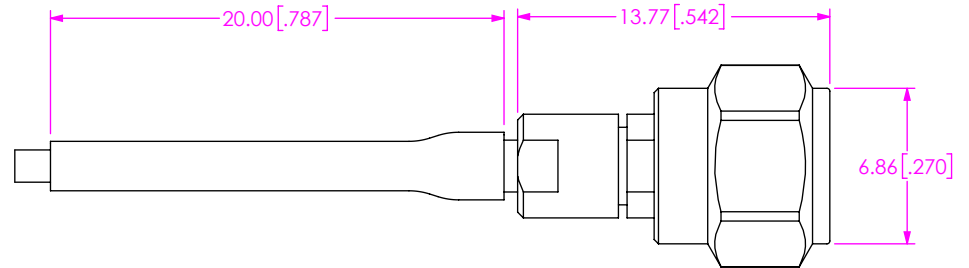


FIG 7  
-13SP SHOWN  
(CABLE CUT FOR CLARITY ONLY)

**PROPRIETARY NOTE**  
 \* THIS DOCUMENT CONTAINS CONFIDENTIAL AND PROPRIETARY INFORMATION AND ALL DESIGN, MANUFACTURING, REPRODUCTION, USE, PATENT RIGHTS AND SALES RIGHTS ARE EXPRESSLY RESERVED BY SAMTEC, INC. THIS DOCUMENT SHALL NOT BE DISCLOSED, IN WHOLE OR PART, TO ANY UNAUTHORIZED PERSON OR ENTITY NOR REPRODUCED, TRANSFERRED OR INCORPORATED IN ANY OTHER PROJECT IN ANY MANNER WITHOUT THE EXPRESS WRITTEN CONSENT OF SAMTEC, INC.

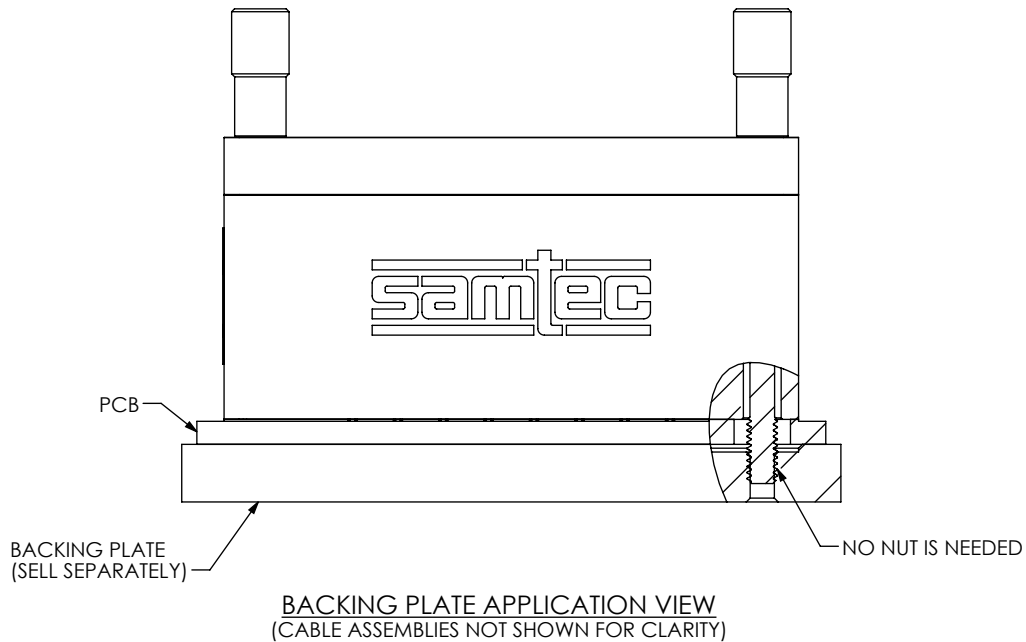
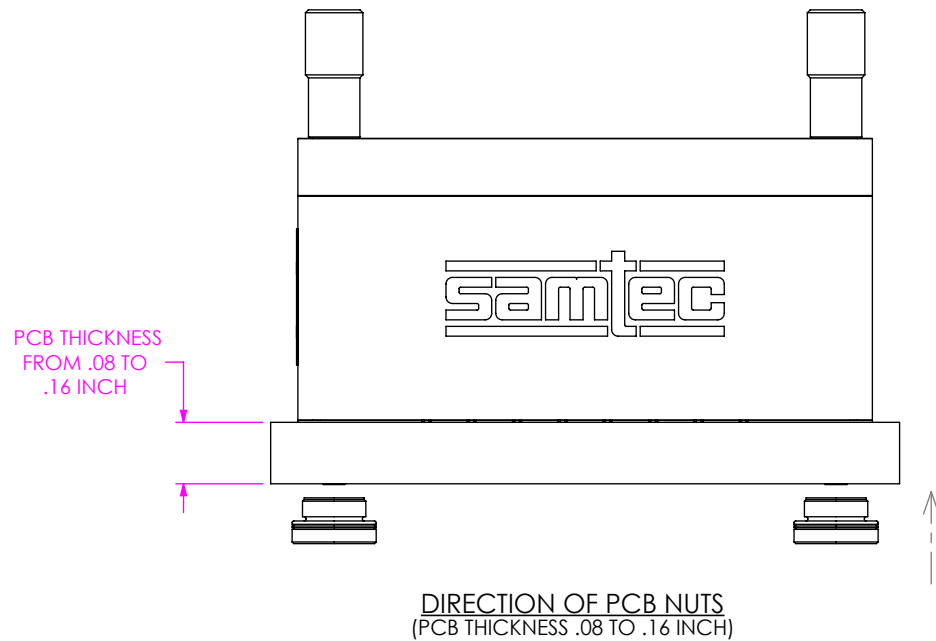
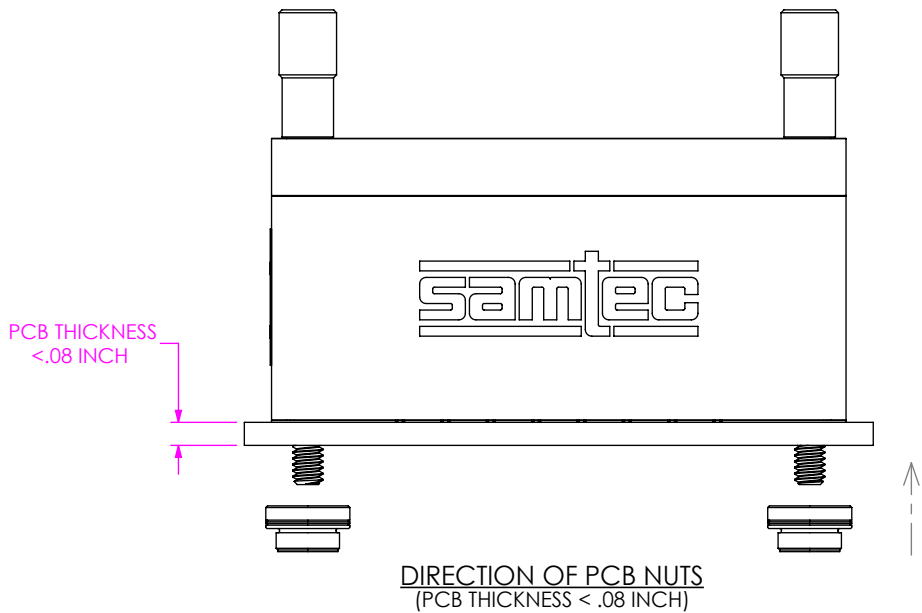


520 PARK EAST BLVD, NEW ALBANY, IN 47150  
 PHONE: 812-944-6733 FAX: 812-948-5047  
 e-Mail info@SAMTEC.com code 55322

SHEET SCALE: 3:1  
 DO NOT SCALE DRAWING

DESCRIPTION: BE90A GANGED ASSEMBLY

DWG. NO. BE90A-X-XXXX-X-X-XX-XXXX-X



**PROPRIETARY NOTE**  
 \* THIS DOCUMENT CONTAINS CONFIDENTIAL AND PROPRIETARY INFORMATION AND ALL DESIGN, MANUFACTURING, REPRODUCTION, USE, PATENT RIGHTS AND SALES RIGHTS ARE EXPRESSLY RESERVED BY SAMTEC, INC. THIS DOCUMENT SHALL NOT BE DISCLOSED, IN WHOLE OR PART, TO ANY UNAUTHORIZED PERSON OR ENTITY NOR REPRODUCED, TRANSFERRED OR INCORPORATED IN ANY OTHER PROJECT IN ANY MANNER WITHOUT THE EXPRESS WRITTEN CONSENT OF SAMTEC, INC. \*

SHEET SCALE: 2:1  
 DO NOT SCALE DRAWING

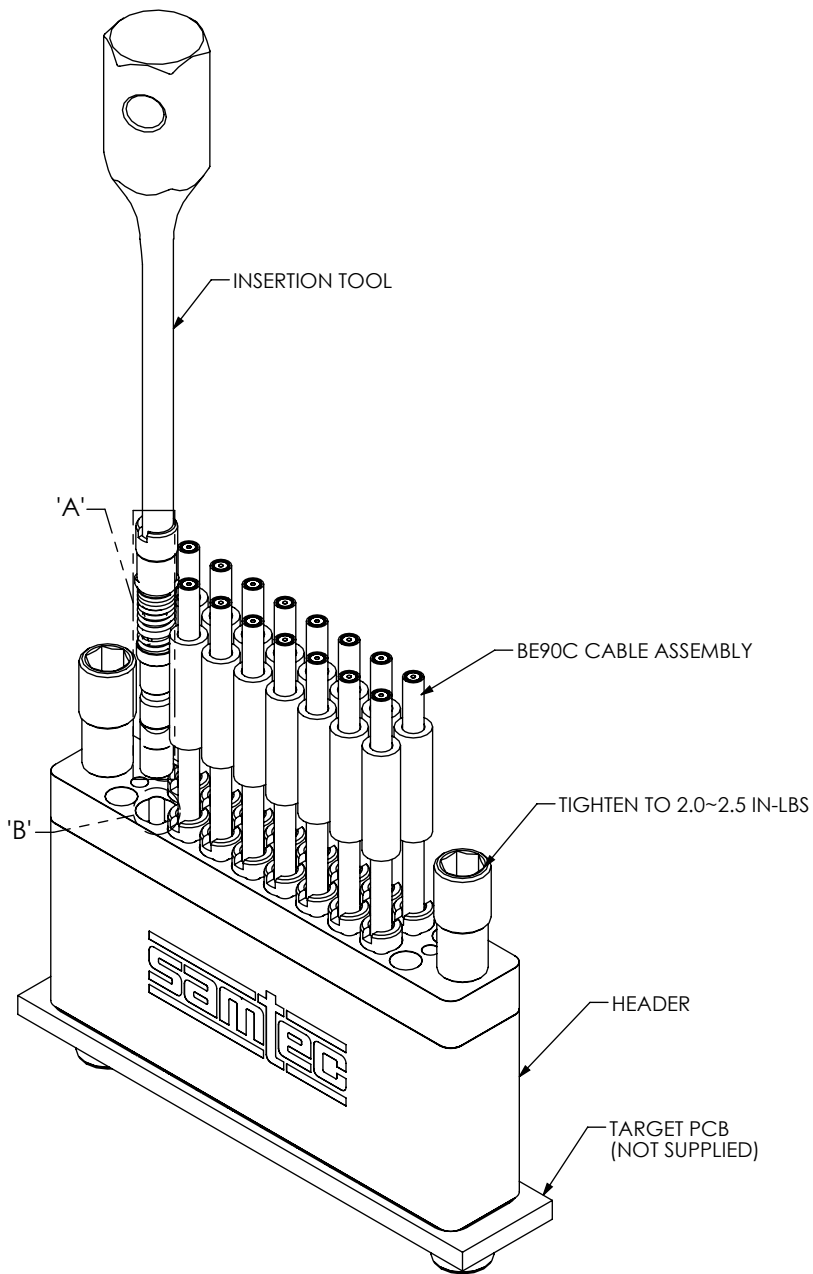


520 PARK EAST BLVD., NEW ALBANY, IN 47150  
 PHONE: 812-944-6733 FAX: 812-948-5047  
 e-Mail info@SAMTEC.com code 55322

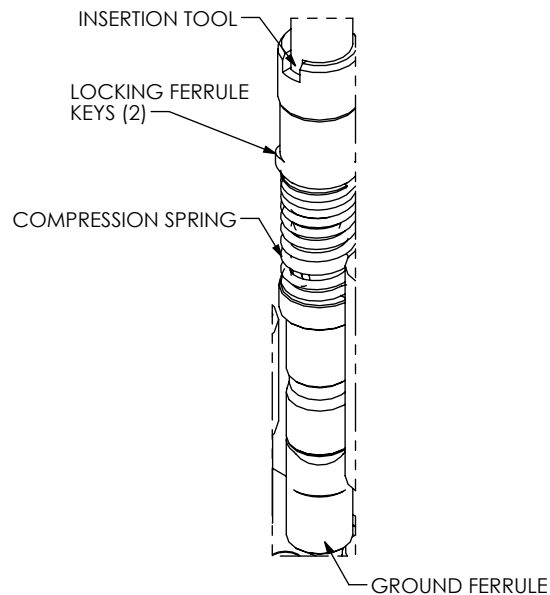
DESCRIPTION:  
 BE90A GANGED ASSEMBLY

DWG. NO.  
 BE90A-X-XXXX-X-X-XX-XXXX-X

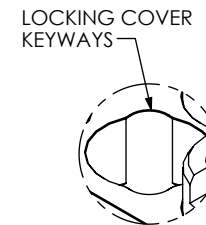
BY: EVE L 12/25/2021 SHEET 4 OF 7



APPLICATION VIEW FOR CABLE ASSEMBLY



DETAIL 'A'  
SCALE 4 : 1



DETAIL 'B'  
SCALE 6 : 1

CABLE INSTALLATION PROCEDURE:

INSURE LOCKING FERRULE KEYS (SEE DETAIL 'A') ALIGN WITH KEYWAY FEATURES IN THE CONNECTOR BODY (SEE DETAIL 'B'). PUSH DOWN ON THE LOCKING FERRULE (WITH MINIMAL FORCE) USING THE INSERTION TOOL. TWIST THE INSERTION TOOL CLOCKWISE (IT SHOULD TURN FREELY)

LOCK CHAMBER, LOCATED INSIDE THE CONNECTOR BODY, BY WAY OF THE COMPRESSION SPRING. REPEAT THIS PROCESS WITH REMAINING CABLE ASSEMBLIES .

REVERSE ABOVE PROCEDURE TO DISASSEMBLE.

**PROPRIETARY NOTE**  
THIS DOCUMENT CONTAINS CONFIDENTIAL AND PROPRIETARY INFORMATION AND ALL DESIGN, MANUFACTURING, REPRODUCTION, USE, PATENT RIGHTS AND SALES RIGHTS ARE EXPRESSLY RESERVED BY SAMTEC, INC. THIS DOCUMENT SHALL NOT BE DISCLOSED, IN WHOLE OR PART, TO ANY UNAUTHORIZED PERSON OR ENTITY NOR REPRODUCED, TRANSFERRED OR INCORPORATED IN ANY OTHER PROJECT IN ANY MANNER WITHOUT THE EXPRESS WRITTEN CONSENT OF SAMTEC, INC.



520 PARK EAST BLVD, NEW ALBANY, IN 47150  
PHONE: 812-944-6733 FAX: 812-948-5047  
e-Mail info@SAMTEC.com code 55322

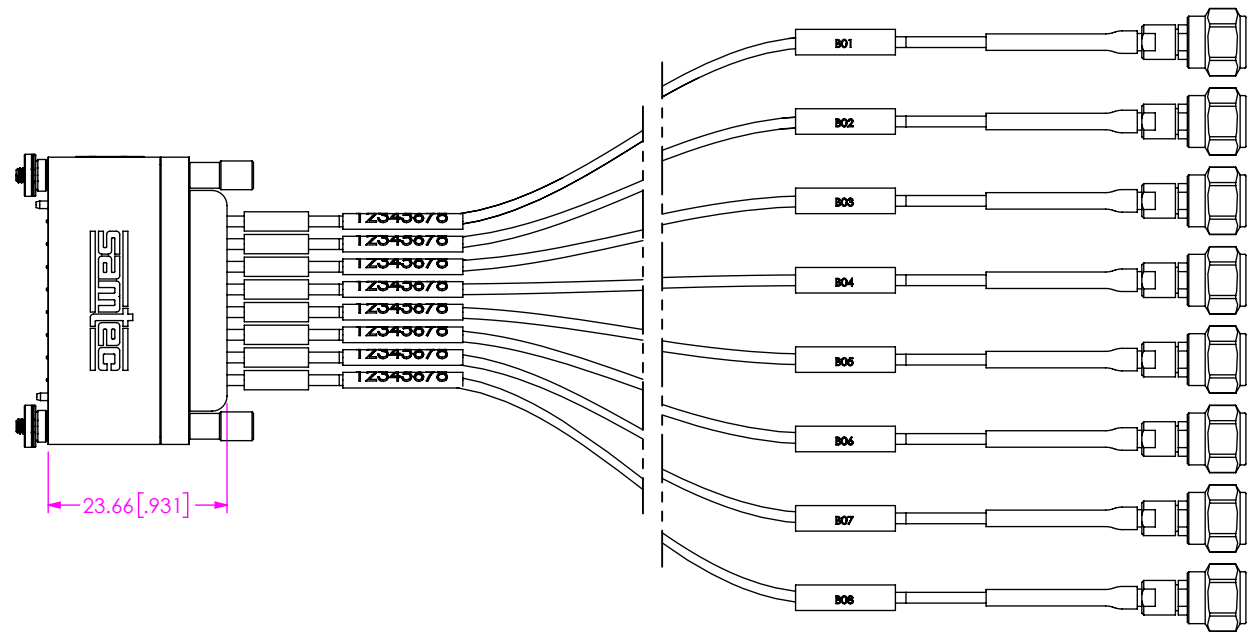
SHEET SCALE: 1:2  
DO NOT SCALE DRAWING

DESCRIPTION: BE90A GANGED ASSEMBLY

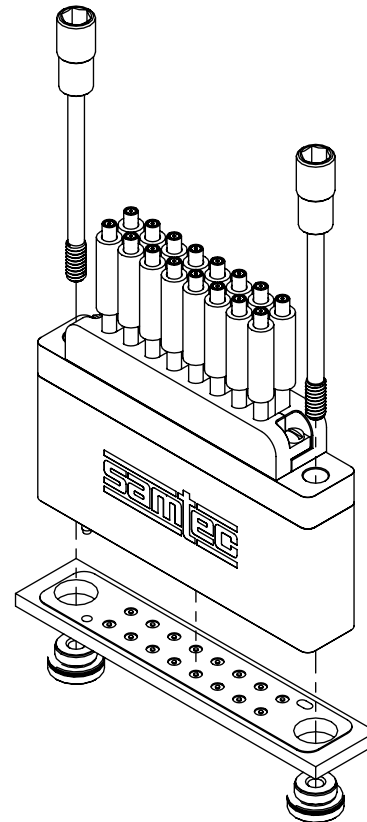
DWG. NO. BE90A-X-XXXX-X-X-XX-XXXX-X

BY: EVE L 12/25/2021 SHEET 5 OF 7

FIG 2  
 BE90A-S-XXXX-X-2-08-XXXX-L SHOWN  
 (SAME AS FIG 1, EXCEPT AS SHOWN)  
 (PROTECTIVE CAPS NOT SHOWN FOR CLARITY)



APPLICATION VIEW FOR LOCKING TOOL  
 (NO NEED TO SCREW DOWN THE LOCKING TOOLING DURING APPLICATION)



F:\DWG\MISC\MKTG\BE90A-X-XXXX-X-X-XXXX-X-MKT.SLDDRW

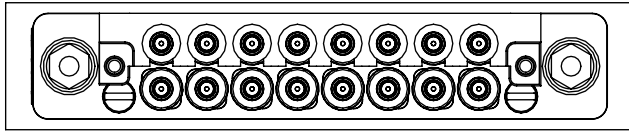
**PROPRIETARY NOTE**  
 \* THIS DOCUMENT CONTAINS CONFIDENTIAL AND PROPRIETARY INFORMATION AND ALL DESIGN, MANUFACTURING, REPRODUCTION, USE, PATENT RIGHTS AND SALES RIGHTS ARE EXPRESSLY RESERVED BY SAMTEC, INC. THIS DOCUMENT SHALL NOT BE DISCLOSED, IN WHOLE OR PART, TO ANY UNAUTHORIZED PERSON OR ENTITY NOR REPRODUCED, TRANSFERRED OR INCORPORATED IN ANY OTHER PROJECT IN ANY MANNER WITHOUT THE EXPRESS WRITTEN CONSENT OF SAMTEC, INC. \*



520 PARK EAST BLVD, NEW ALBANY, IN 47150  
 PHONE: 812-944-6733 FAX: 812-948-5047  
 e-Mail info@SAMTEC.com code 55322

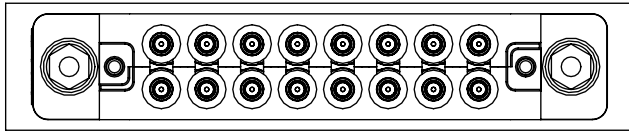
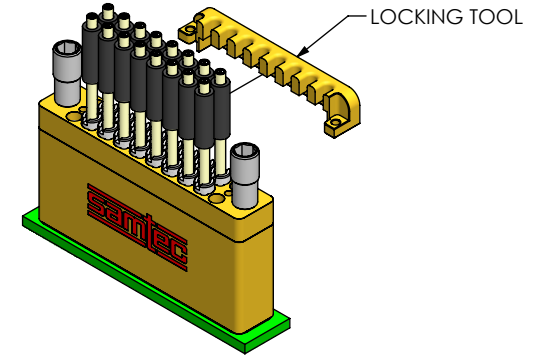
SHEET SCALE: 1:1  
 DO NOT SCALE DRAWING

DESCRIPTION:	BE90A GANGED ASSEMBLY	
DWG. NO.	BE90A-X-XXXX-X-X-XX-XXXX-X	
BY: EVE L	12/25/2021	SHEET 6 OF 7



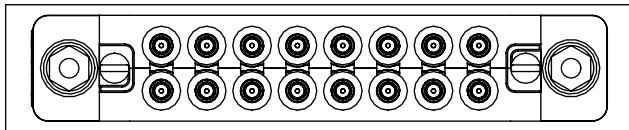
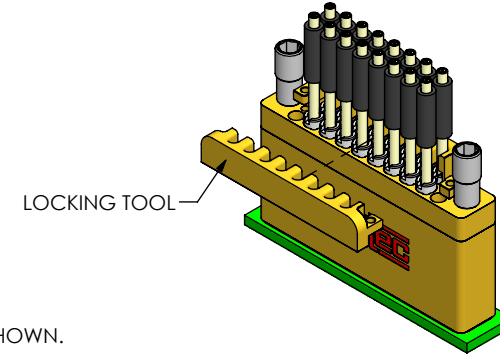
IN-PROCESS 1  
(END 2 NOT SHOWN FOR CLARITY)

1. INSERT LOCKING TOOL 1 AS SHOWN.



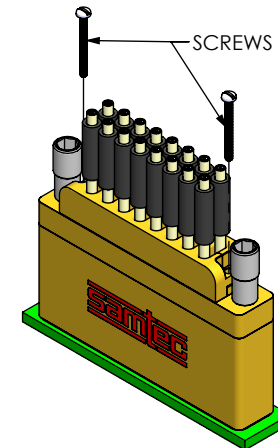
IN-PROCESS 2  
(END 2 NOT SHOWN FOR CLARITY)

2. INSERT LOCKING TOOL 2 AS SHOWN.



IN-PROCESS 3  
(END 2 NOT SHOWN FOR CLARITY)

3. TIGHTEN SCREWS AS SHOWN.



**PROPRIETARY NOTE**  
 \* THIS DOCUMENT CONTAINS CONFIDENTIAL AND PROPRIETARY INFORMATION AND ALL DESIGN, MANUFACTURING, REPRODUCTION, USE, PATENT RIGHTS AND SALES RIGHTS ARE EXPRESSLY RESERVED BY SAMTEC, INC. THIS DOCUMENT SHALL NOT BE DISCLOSED, IN WHOLE OR PART, TO ANY UNAUTHORIZED PERSON OR ENTITY NOR REPRODUCED, TRANSFERRED OR INCORPORATED IN ANY OTHER PROJECT IN ANY MANNER WITHOUT THE EXPRESS WRITTEN CONSENT OF SAMTEC, INC.



520 PARK EAST BLVD, NEW ALBANY, IN 47150  
 PHONE: 812-944-6733 FAX: 812-948-5047  
 e-Mail info@SAMTEC.com code 55322

SHEET SCALE: 1:2  
 DO NOT SCALE DRAWING

DESCRIPTION: BE90A GANGED ASSEMBLY

DWG. NO. BE90A-X-XXXX-X-X-XX-XXXX-X

BY: EVE L 12/25/2021 SHEET 7 OF 7