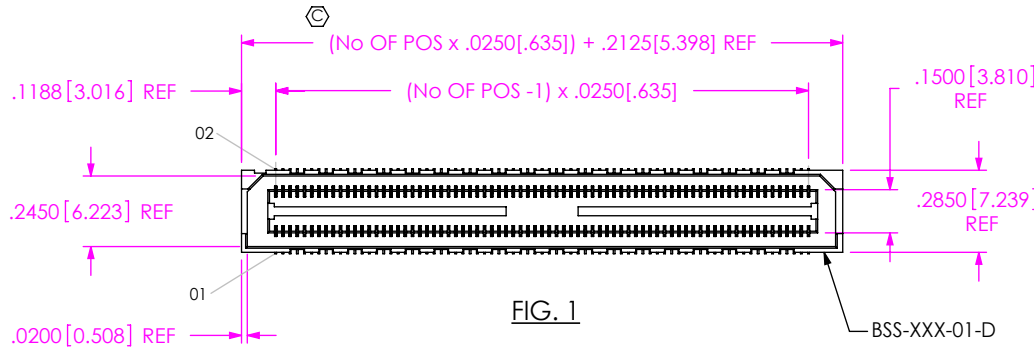


DO NOT SCALE FROM THIS PRINT

BSS-XXX-01-X-D-XX-XX



No OF POSITIONS
 -025, -050, -075,
 *-100 *-125 *-150
 (PER ROW)
 *SEE NOTE 10

LEAD STYLE
 -01

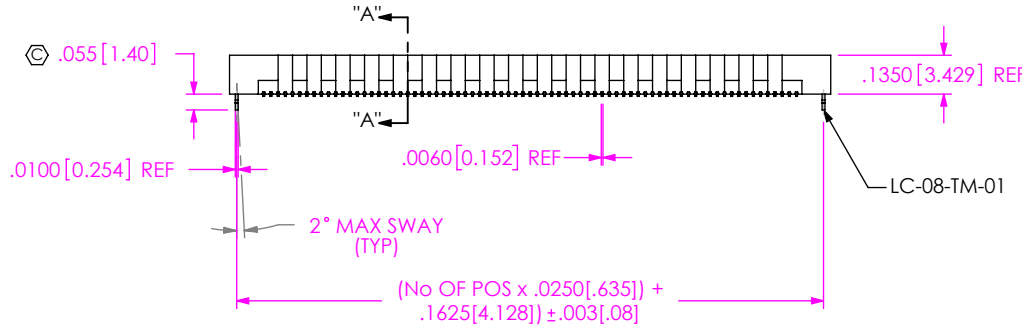
PACKAGING
 BLANK: TUBES
 -TR: TAPE & REEL (100 POS MAX)
 (SEE NOTES 12 & 13)
 -FR: FULL REEL QTY TAPE & REEL
 (100 POS MAX)
 (SEE NOTES 12 & 13)

OPTION
 -A: ALIGNMENT PINS
 (USE BSS-XXX-01-D-A)
 -LC: LOCKING CLIPS
 (USE LC-08-TM-01)

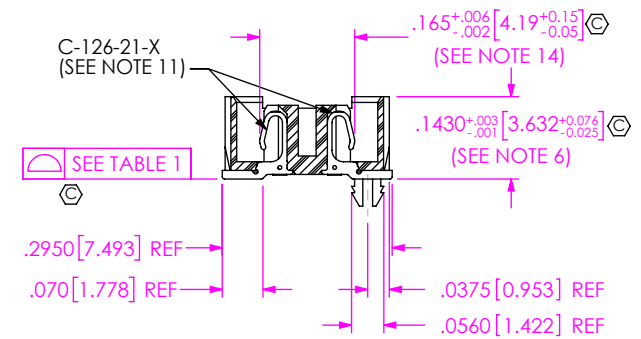
ROW SPECIFICATION
 -D: DOUBLE (USE BSS-XXX-01-D)

PLATING SPECIFICATION

- L: LIGHT SELECTIVE GOLD W/ MATTE TIN TAILS (USE C-126-21-L) (SEE NOTE 9 & 11)
- F: FLASH SELECTIVE GOLD W/ MATTE TIN TAILS (USE C-126-21-F) (SEE NOTE 7,9 & 11)
- H: HEAVY GOLD (USE C-126-21-H) (SEE NOTE 11)
- C: ELECTRO-POLISHED SELECTIVE (USE C-126-21-C. SEE NOTE 11)



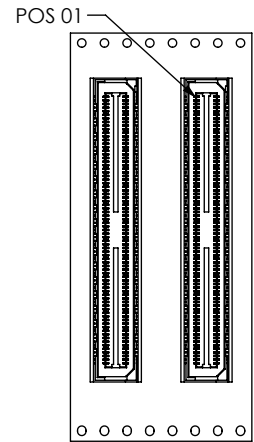
-LC: LOCKING CLIP OPTION SHOWN



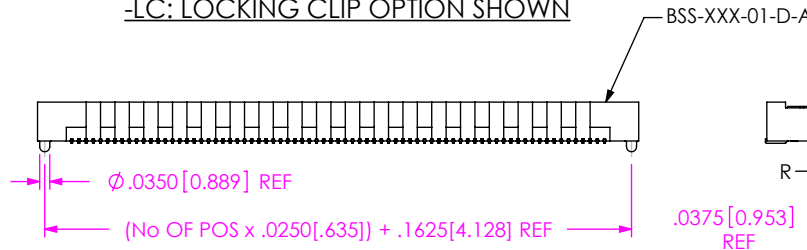
SECTION "A"-"A"

NOTES:

1. Ⓢ REPRESENTS A CRITICAL DIMENSION.
2. NOTE DELETED.
3. BURR ALLOWANCE: .0015 [0.038] MAX.
4. MINIMUM PUSHOUT FORCE: .5 LB.
5. NOTE DELETED.
6. MAX VARIANCE OF .002[.51].
7. -L PLATING CAN BE SUBSTITUTED FOR-F PLATING.
8. RIBBED SIDEWALLS AT SAMTEC DISCRETION.
9. MAY SUBSTITUTE C-126-01-X FOR C-126-21-X.
10. FOR NEW APPLICATIONS REQUIRING THESE POSITIONS, PLEASE CONTACT SAMTEC INTERCONNECT PROCESSING GROUP.
11. -100, -125 AND -150 POSITION PARTS USE C-269-11-X. DO NOT SUB C-126-XX-X.
12. ORDERS WILL BE PACKAGED ACCORDING TO THE SAMTEC PACKAGING EFFICIENCY STANDARDS (SPES) FOUND ON WWW.SAMTEC.COM.
13. ATTACH LABEL-4X2 TO EACH REEL.
14. ANY CHANGES SHOULD ALSO BE APPLIED TO QSH, QSE, QSS, BSH, BSE, AND BSS.



USER DIRECTION OF UN-REELING POCKET NOT DETAILED



-A: ALIGNMENT PIN OPTION SHOWN

TABLE 1	
No OF POS	COPLANARITY
-025 THRU -075	.0040[.102]
-100 THRU -150	.0060[.152]

UNLESS OTHERWISE SPECIFIED, DIMENSIONS ARE IN INCHES. TOLERANCES ARE:
 DECIMALS ANGLES
 .XX: ±.01[.3] 2°
 .XXX: ±.005[.13]
 .XXXX: ±.0020[.051]

PROPRIETARY NOTE
 THIS DOCUMENT CONTAINS CONFIDENTIAL AND PROPRIETARY INFORMATION AND ALL DESIGN, MANUFACTURING, REPRODUCTION, USE, PATENT RIGHTS AND SALES RIGHTS ARE EXPRESSLY RESERVED BY SAMTEC, INC. THIS DOCUMENT SHALL NOT BE DISCLOSED, IN WHOLE OR PART, TO ANY UNAUTHORIZED PERSON OR ENTITY NOR REPRODUCED, TRANSFERRED OR INCORPORATED IN ANY OTHER PROJECT IN ANY MANNER WITHOUT THE EXPRESS WRITTEN CONSENT OF SAMTEC, INC.



520 PARK EAST BLVD. NEW ALBANY, IN 47150
 PHONE: 812-944-6733 FAX: 812-948-5047
 e-Mail: info@SAMTEC.com code: 55322

MATERIAL: DO NOT SCALE DRAWING SHEET SCALE: 1:0.666667
 INSULATOR: LCP. COLOR: BLACK. FLAMMABILITY RATING: UL94V0
 CONTACT: PHOS BRONZE

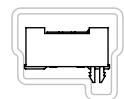
DESCRIPTION:
 .635mm DOUBLE ROW SOCKET ASSEMBLY

DWG. NO.
 BSS-XXX-01-X-D-XX-XX

BY: DEAN P 06/23/1999 SHEET 1 OF 1

TUBE VIEW

(PARTS TO BE LOADED WITH POSITION #1 IN SAME DIRECTION AS ARROW ON TUBE)



TUBE: PT-1-24-03-78
 PLUG: TP-03

TAPE & REEL VIEW

