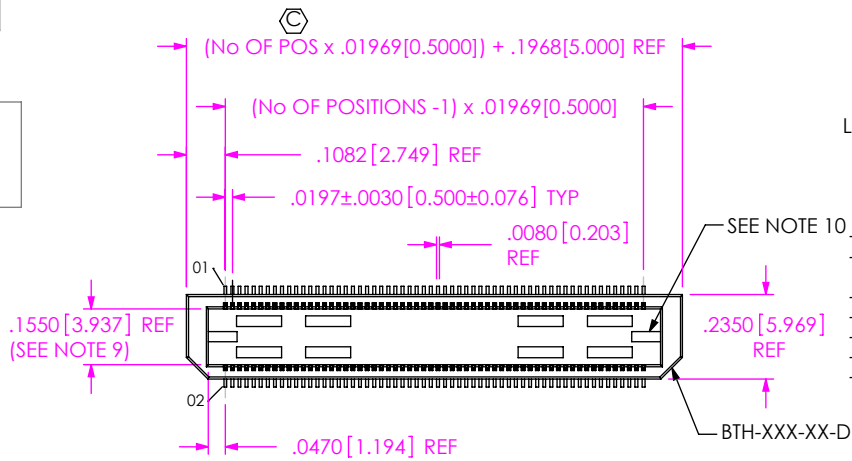


DO NOT SCALE FROM THIS PRINT



- No OF POSITIONS**  
 030, \*\*\*050, 060, 090, \*120, \*150 (PER ROW)  
**LEAD STYLE -02 ONLY: 030 - 150 MULTIPLES OF 10**  
 \*SEE NOTE 7  
**LEAD STYLE**  
 -01: .1680[4.267]  
 -02: .2861[7.264] (030 - 150 POSITIONS AVAILABLE)  
 -03: .4042[10.267]  
 -04: .6000[15.240]  
 -05: .7180[18.237]  
 -06: .8360[21.234]  
 -09: .5224[13.269]

- PACKAGING**  
 BLANK: TUBES (SEE NOTE 14)  
 -TR: TAPE & REEL (SEE NOTES 12& 13)(120 POS MAX) [N/A ON -05 THRU -06]  
 -FR: FULL REEL QTY. TAPE & REEL(SEE NOTES 12& 13) (120 POS MAX) [N/A ON -05 THRU -06]

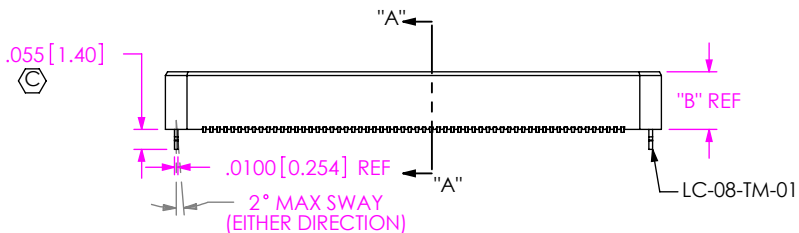
- PICK & PLACE OPTION**  
 -K: POLYIMIDE FILM (USE K-DOT-.276-.375-.005, SEE FIG 2) (AVAILABLE ON STYLES -01 THRU -04 & -09 ONLY)

- OPTION**  
 -A: ALIGNMENT PINS (USE BTH-XXX-XX-D-A FOR STYLES -01 & -02)(FOR STYLES -03 THRU -09, SEE TABLE 4 & FIG 4, SHEET 3)  
 -LC: LOCKING CLIPS (SEE NOTE 8) (USE LC-08-TM-01)

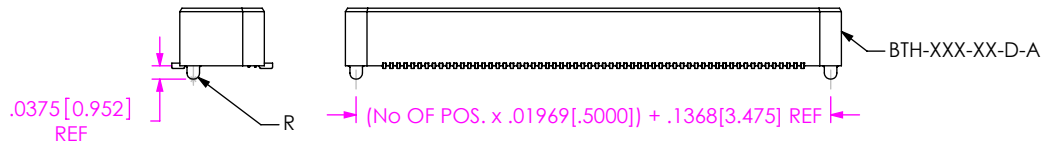
- ROW SPECIFICATION**  
 -D: DOUBLE (USE BTH-XXX-XX-D & BTHH-XXX-XX-D)

- PLATING SPECIFICATION**  
 -F: 3µ" SELECTIVE GOLD IN CONTACT AREA, MATTE TIN ON TAIL  
 -L: 10µ" SELECTIVE GOLD IN CONTACT AREA, MATTE TIN ON TAIL  
 -H: 30µ" GOLD IN CONTACT AREA, 3µ" GOLD ON TAIL  
 -C: 50µ" GOLD IN CONTACT AREA, MATTE TIN ON TAIL

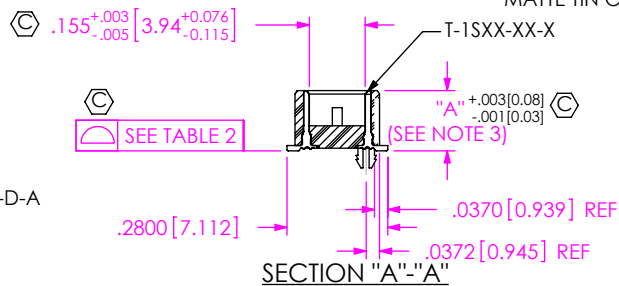
\*\*\* = 50 POS. ONLY AVAILABLE FOR -01 AND -02 LEAD STYLE (REF ASP-65267-02), NOT TOOLED FOR -03 LEAD STYLE



-LC: LOCKING CLIP OPTION SHOWN



-A: ALIGNMENT PIN OPTION SHOWN



NO. OF POSITIONS	COPLANARITY
-030 THRU -090	.004[.10]
-120 THRU -150	.006[.15]

STYLE	"A"	"B"	BODY	TERMINAL	MATED HEIGHT WITH BSH
-01	.1680[4.267]	.1600[4.064]	BTH-XXX-01-D(-A)	T-1S39-01-X	.1969[5.001] REF
-02	.2861[7.267]	.2781[7.064]	BTH-XXX-02-D(-A)	T-1S59-02-X	.3150[8.001] REF

NOTES:

- ⊕ REPRESENTS A CRITICAL DIMENSION.
- MINIMUM PUSHOUT FORCE: 6 OZ FOR STYLES -01 & -02  
8 OZ FOR STYLES -03 THRU -09
- MAXIMUM VARIANCE: .002[0.05].
- LEAD STYLES -03 THRU -09: TOP BODY (BTH) CANNOT HAVE -A OPTION.
- L PLATING CAN BE SUBSTITUTED FOR -F PLATING.
- NOTE DELETED.
- FOR NEW APPLICATIONS REQUIRING THESE POSITIONS, PLEASE CONTACT SAMTEC INTERCONNECT PROCESSING GROUP.
- DUE TO THE HIGH AMOUNT OF INSERTION FORCE NEEDED, THE -LC OPTION IS NOT COMPATIBLE WITH AUTO PLACEMENT. SAMTEC RECOMMENDS MANUAL PLACEMENT FOR ALL ASSEMBLIES WITH THE -LC OPTION.
- PIN CAN EXTEND PAST THE WALL: .003 [0.08].
- FEATURE PRESENT ONLY ON -01 LEAD STYLE.
- GATE PAD PRESENT ON BTH-XXX-02-D-X ONLY.
- ORDERS WILL BE PACKAGED ACCORDING TO THE SAMTEC PACKAGING EFFICIENCY STANDARDS (SPES) FOUND ON WWW.SAMTEC.COM
- ATTACH LABEL-4X2 TO EACH REEL.
- TUBES ARE STANDARD PACKAGING.

UNLESS OTHERWISE SPECIFIED, DIMENSIONS ARE IN INCHES.  
 TOLERANCES ARE:  
 DECIMALS ANGLES  
 .XX: ±.01 [0.3] 2°  
 .XXX: ±.005 [0.13]  
 .XXXX: ±.0020 [0.051]

**PROPRIETARY NOTE**  
 THIS DOCUMENT CONTAINS CONFIDENTIAL AND PROPRIETARY INFORMATION AND ALL DESIGN, MANUFACTURING, REPRODUCTION, USE, PATENT RIGHTS AND SALES RIGHTS ARE EXPRESSLY RESERVED BY SAMTEC, INC. THIS DOCUMENT SHALL NOT BE DISCLOSED, IN WHOLE OR PART, TO ANY UNAUTHORIZED PERSON OR ENTITY NOR REPRODUCED, TRANSFERRED OR INCORPORATED IN ANY OTHER PROJECT IN ANY MANNER WITHOUT THE EXPRESS WRITTEN CONSENT OF SAMTEC, INC.



520 PARK EAST BLVD, NEW ALBANY, IN 47150  
 PHONE: 812-944-6733 FAX: 812-948-5047  
 e-Mail: info@SAMTEC.com code: 53322

**MATERIAL:** DO NOT SCALE DRAWING SHEET SCALE: 1.875:1  
 INSULATOR: BLACK LCP  
 FLAMMABILITY RATING: UL 94V-0  
 TERMINAL: PHOS BRONZE

**DESCRIPTION:**  
 .75mm DOUBLE ROW TERMINAL ASSEMBLY  
**DWG. NO. BTH-XXX-XX-X-D-XX-X-XX**  
 BY: DEAN P 5/28/1999 SHEET 1 OF 3

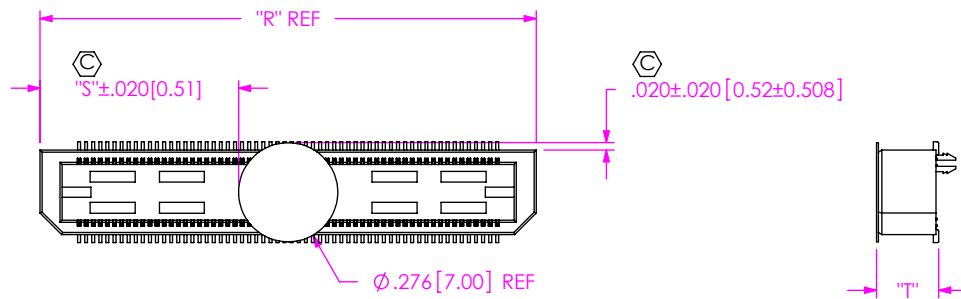
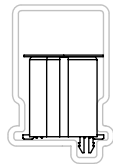


TABLE 3	
STYLE	"T"
-01	.173[4.39]
-02	.291[7.39]
-03	.409[10.39]
-04	.605[15.37]
-09	.527[13.39]

NOTE: "R" = (No OF POSITIONS x .01969[0.5000]) + .1968[5.000]  
 "S" = (( "R" - .276[7.01] ) / 2) ± .020[0.51]

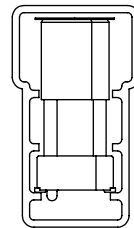
FIG 2  
 -K: POLYIMIDE FILM PAD OPTION

[STYLES -01 & -02]



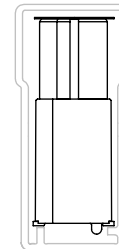
TUBE: PT-1-24-01-78  
 PLUG: TP-03

[STYLES -03, -04, & -09]



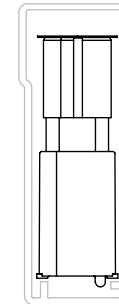
TUBE: PT-BTH001  
 PLUG: TP-13

[STYLE -05]



TUBE: PT-1-24-02-105  
 PLUG: TP-07

[STYLE -06]



TUBE: PT-1-24-01-105  
 PLUG: TP-26

PACKAGING VIEW  
 (PARTS TO HAVE POSITION #01 LOADED IN SAME DIRECTION AS ARROW UNLESS OTHERWISE STATED)

c:\enterprise\vault\DWG\MISC\MKTG\BTH-XXX-XX-X-D-XX-X-XX-MKT.SLDDRW

**PROPRIETARY NOTE**  
 THIS DOCUMENT CONTAINS CONFIDENTIAL AND PROPRIETARY INFORMATION AND ALL DESIGN, MANUFACTURING, REPRODUCTION, USE, PATENT RIGHTS AND SALES RIGHTS ARE EXPRESSLY RESERVED BY SAMTEC, INC. THIS DOCUMENT SHALL NOT BE DISCLOSED, IN WHOLE OR PART, TO ANY UNAUTHORIZED PERSON OR ENTITY NOR REPRODUCED, TRANSFERRED OR INCORPORATED IN ANY OTHER PROJECT IN ANY MANNER WITHOUT THE EXPRESS WRITTEN CONSENT OF SAMTEC, INC.

DO NOT SCALE DRAWING

SHEET SCALE: 1.875:1



520 PARK EAST BLVD, NEW ALBANY, IN 47150  
 PHONE: 812-944-6733 FAX: 812-948-5047  
 e-Mail: info@SAMTEC.com code: 55322

DESCRIPTION:  
 .5mm DOUBLE ROW TERMINAL ASSEMBLY

DWG. NO.  
**BTH-XXX-XX-X-D-XX-X-XX**

BY: DEAN P 5/28/1999 SHEET 2 OF 3

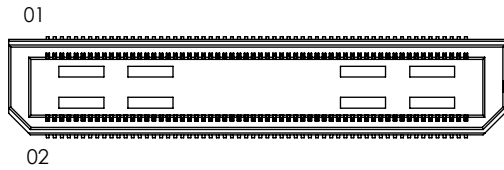


TABLE 4							
STYLE	SEE FIGURE	"C" OVERALL HEIGHT	TERMINAL	TOP BODY (SEE NOTE 4)	BOTTOM SPACER BODY (-LC OR NONE)	BOTTOM SPACER BODY (-A)	MATED HEIGHT WITH BSH-01
-03	3	.4042 [10.267]	T-1S60-03-X	BTH-XXX-02-D	BTHH-XXX-01-D	BTHH-XXX-01-D-A	.433 [11.00] REF
-04	3	.6000 [15.240]	T-1S60-04-X	BTH-XXX-02-D	BTHH-XXX-01-D	BTHH-XXX-01-D-A	.630 [16.00] REF
-05	4	.7180 [18.237]	T-1S60-05-X	BTH-XXX-02-D	BTHH-XXX-03-D	BTHH-XXX-03-D-A	.748 [19.00] REF
-06	4	.8360 [21.234]	T-1S60-06-X	BTH-XXX-02-D	BTHH-XXX-03-D	BTHH-XXX-03-D-A	.866 [22.00] REF
-09	3	.5224 [13.269]	T-1S60-09-X	BTH-XXX-02-D	BTHH-XXX-01-D	BTHH-XXX-01-D-A	.551 [14.00] REF

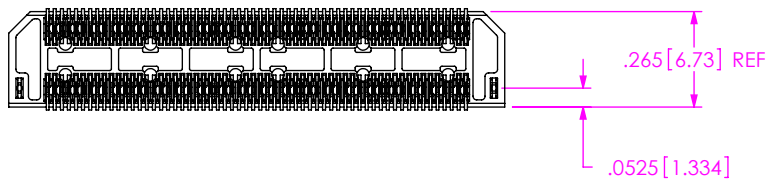
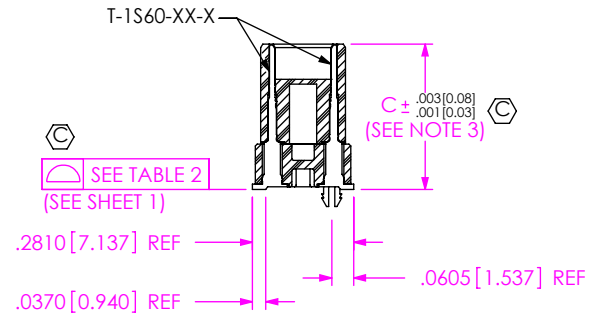
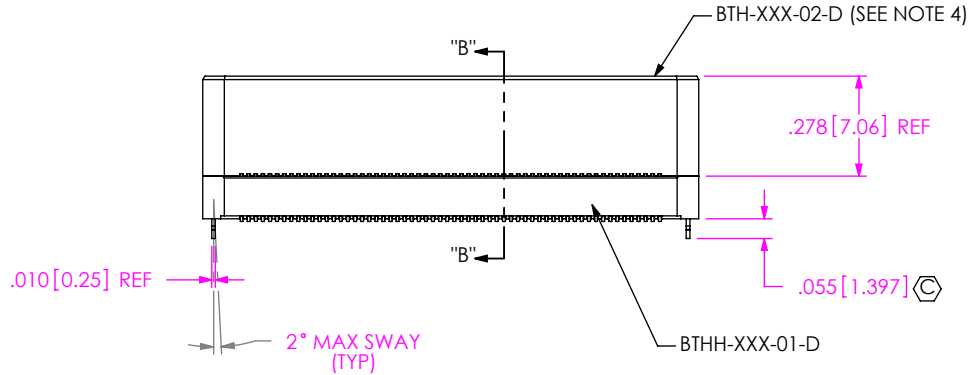


FIG 3  
BTH-060-03-X-D-LC SHOWN  
(STYLES -03, -04, & -09)  
(DIFFERENT AS SHOWN, OTHERWISE SAME AS FIG 1)

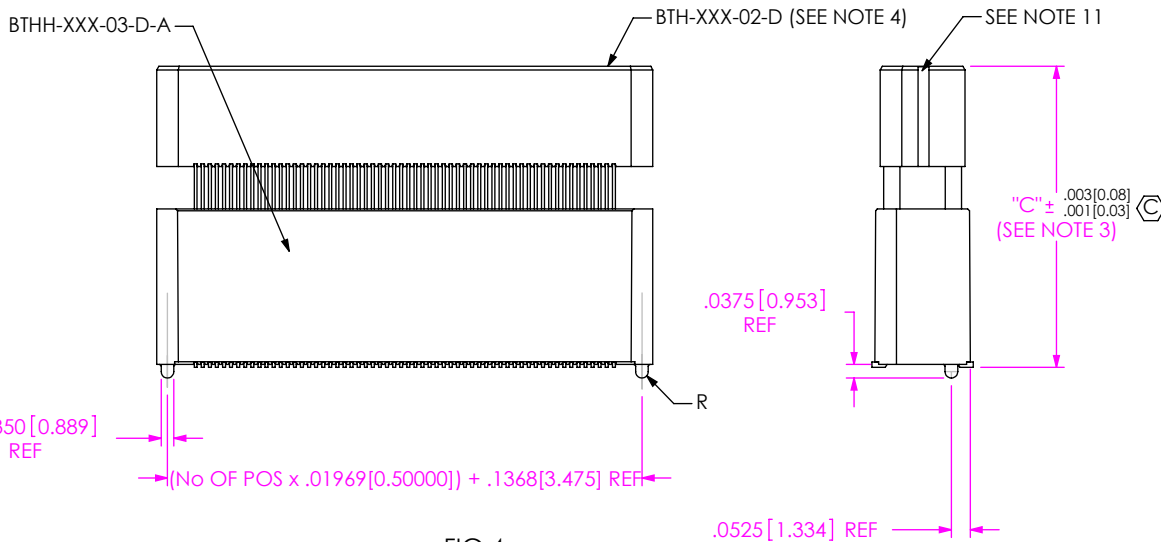


FIG 4  
-A: ALIGNMENT PIN OPTION  
BTH-060-06-X-D-A SHOWN  
(STYLES -05 & -06)  
(DIFFERENT AS SHOWN, OTHERWISE SAME AS FIG 1)

c:\enterprise\vauf\DWG\MISC\MKTG\BTH-XXX-XX-X-D-XX-X-XX-MKT.SLDDRW

**PROPRIETARY NOTE**  
THIS DOCUMENT CONTAINS CONFIDENTIAL AND PROPRIETARY INFORMATION AND ALL DESIGN, MANUFACTURING, REPRODUCTION, USE, PATENT RIGHTS AND SALES RIGHTS ARE EXPRESSLY RESERVED BY SAMTEC, INC. THIS DOCUMENT SHALL NOT BE DISCLOSED, IN WHOLE OR PART, TO ANY UNAUTHORIZED PERSON OR ENTITY NOR REPRODUCED, TRANSFERRED OR INCORPORATED IN ANY OTHER PROJECT IN ANY MANNER WITHOUT THE EXPRESS WRITTEN CONSENT OF SAMTEC, INC.

DO NOT SCALE DRAWING  
SHEET SCALE: 1:0.533333



520 PARK EAST BLVD, NEW ALBANY, IN 47150  
PHONE: 812-944-6733 FAX: 812-948-5047  
e-Mail: info@SAMTEC.com code: 55322

DESCRIPTION:  
.5mm DOUBLE ROW TERMINAL ASSEMBLY

DWG. NO.  
**BTH-XXX-XX-X-D-XX-X-XX**

BY: DEAN P 5/28/1999 SHEET 3 OF 3