

DESIGNED & DIMENSIONED
IN MILLIMETERS [INCHES]

BTMM-1XX-XX-X-S-XX

No OF POSITIONS
-01 THRU -50
(PER ROW)

POLARIZATION
XX INDICATES POSITION
TO BE OMITTED; LEAVE
BLANK FOR NO OPTION

TERMINAL SPECIFICATION
-01: 1.25 [.049] PROFILE

ROW SPECIFICATION
-S: SINGLE

PLATING SPECIFICATION
-T: MATTE TIN CONTACT AND TAIL

DO NOT
SCALE FROM
THIS PRINT

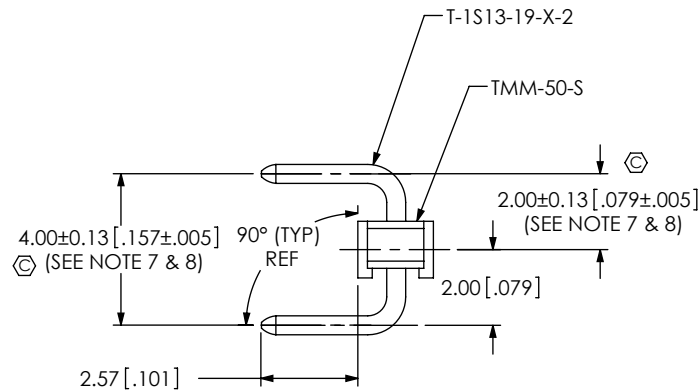
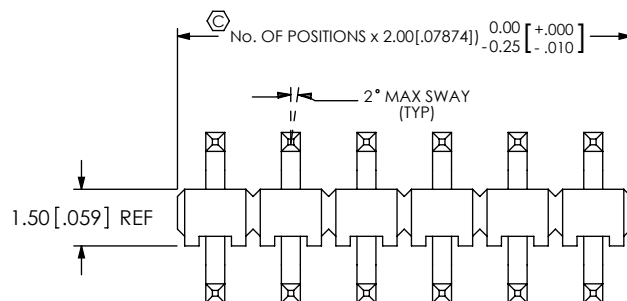
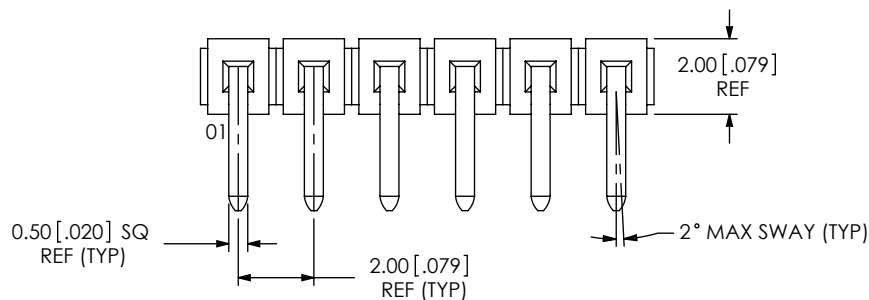
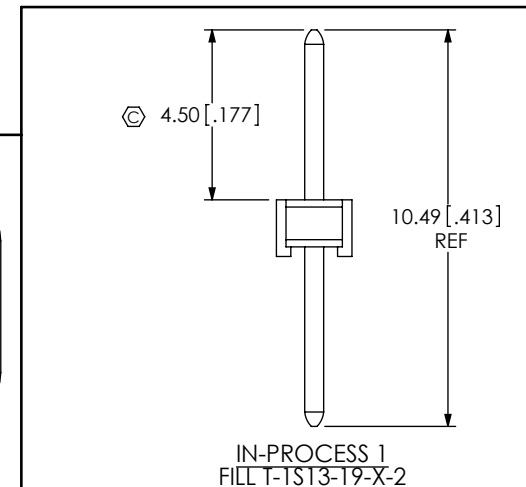
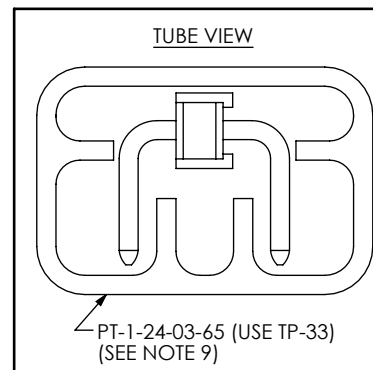


FIG. 1
BTMM-1XX-XX-X-S-XX SHOWN



NOTES:

1. C REPRESENTS A CRITICAL DIMENSION.
2. ALL DIMENSIONS TO BE ABOUT CL WITHIN +/-0.005[0.13].
4. MAXIMUM CUT FLASH: 0.50[.020].
5. MINIMUM PUSHOUT FORCE: 3 lbs.
6. MAXIMUM ALLOWABLE BOW: 0.05[.002] MM/MM AFTER ASSEMBLY.
7. MEASURE FROM THE TIPS OF THE TERMINALS.
8. MEASURE AT BOTH ENDS OF THE PART.
9. 4-50 POSITION PARTS TO BE PACKAGED IN TUBES, OTHERWISE BULK PACKAGED.

UNLESS OTHERWISE SPECIFIED,
DIMENSIONS ARE IN MILLIMETERS.
TOLERANCES ARE:
DECIMALS ANGLES
X.X: ±0.3 [.01] 2°
X.XX: ±0.13 [.005]
X.XXX: ±0.051 [.0020]

PROPRIETARY NOTE
THIS DOCUMENT CONTAINS INFORMATION
CONFIDENTIAL AND PROPRIETARY TO
SAMTEC, INC. AND SHALL NOT BE REPRODUCED
OR TRANSFERRED TO OTHER DOCUMENTS OR
DISCLOSED TO OTHERS OR USED FOR ANY
PURPOSE OTHER THAN THAT WHICH IT WAS
OBTAINED WITHOUT THE EXPRESSED WRITTEN
CONSENT OF SAMTEC, INC.

samtec

520 PARK EAST BLVD., NEW ALBANY, IN 47150
PHONE: 812-944-6733 FAX: 812-948-5047
e-Mail: info@SAMTEC.com code 53322

MATERIAL: DO NOT SCALE DRAWING SHEET SCALE: 5:1

BODIES:
ZENITE 6130LX, COLOR: BLACK
TERMINALS:
PHOSPHOR BRONZE

DESCRIPTION:
.020 [.50] SQ. SINGLE ROW, DOUBLE -RA POST ASM

DWG. NO. BTMM-1XX-XX-X-S-XX

BY: T MEEK 05/27/2010 SHEET 1 OF 1