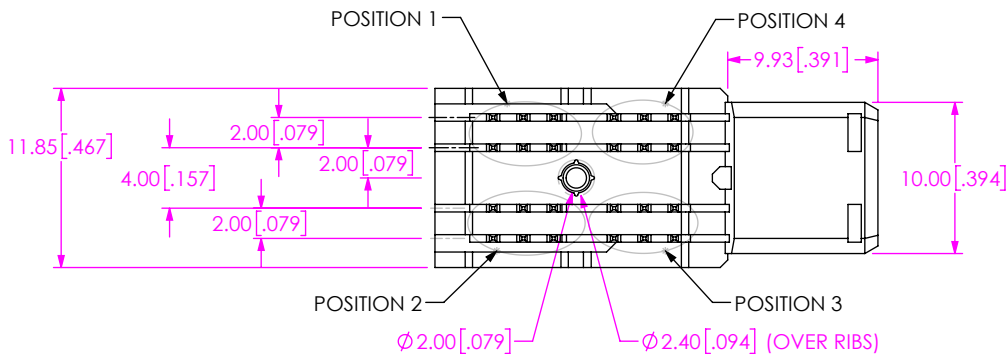
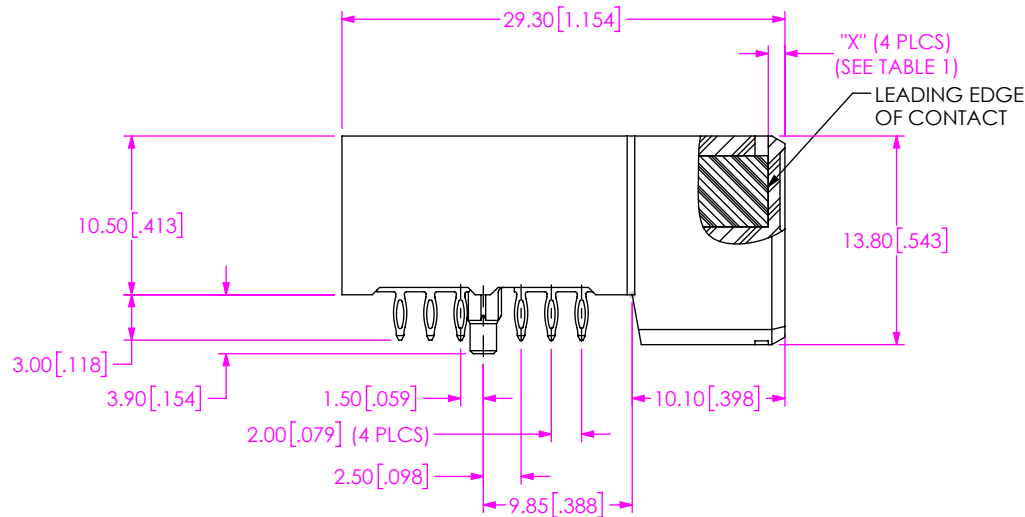


DO NOT SCALE FROM THIS PRINT

TABLE 1				
	"X"			
PIN STAGING	POSITION 1	POSITION 2	POSITION 3	POSITION 4
-04	1.10	2.60	2.60	2.60
-08	2.60	2.60	1.10	1.10



NOTES:

- NOTE DELETED.
- STANDARD PACKAGING: TUBES
- NOTE DELETED.
- SEE EPTS-X-X-D-RA-XX FOOTPRINT DRAWING FOR RECOMMENDED PCB LAYOUT AND INFORMATION REGARDING PCB LAYOUT OF POWER MODULES RELATIVE TO SIGNAL MODULES.
- NOMINAL PCB THICKNESS: 1.6mm [0.062] MINIMUM.
- NOTE DELETED.
- PLATING:
 - CONTACTS: 0.76µm [30µin] MINIMUM GXT™ OVER NICKEL.
 - TAILS: 0.50µm [30µin] MINIMUM MATTE TIN OVER NICKEL.
- "GXT" IS AN AMPHENOL/FCI TRADE NAME FOR FLASH GOLD OVER PALLADIUM NICKEL.

EPTS-X-X-D-RA-XX

SERIES
EXAMAX™ POWER TRADITIONAL SOCKET

POSITION
-2: 4 POSITIONS

PLATING SPECIFICATION
-P: PALLADIUM WITH FLASH GOLD ON CONTACTS, MATTE TIN TAILS. (SEE NOTES 7 & 8)

PIN STAGING
-04
-08* (SEE TABLE 1)

ORIENTATION
-RA: RIGHT ANGLE

ROWS
-D: DOUBLE

* = NOT RELEASED

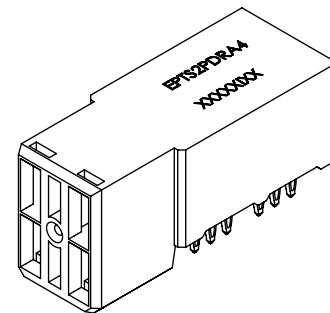
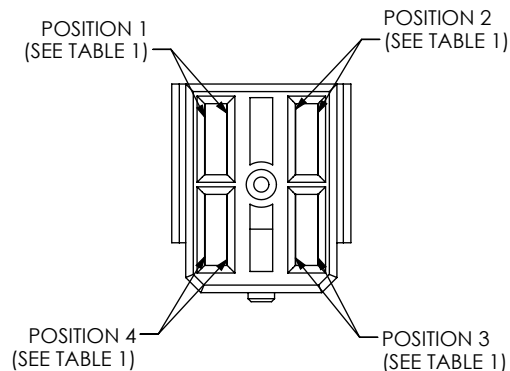
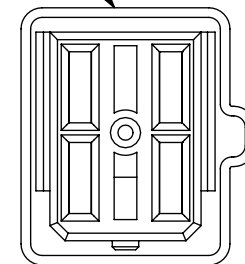


FIG 1
EPTS-2-X-D-RA-04 SHOWN

PT-1-24-04-101
USE TP-28 PLUG



PACKAGING VIEW

PROPRIETARY NOTE

THIS DOCUMENT CONTAINS CONFIDENTIAL AND PROPRIETARY INFORMATION AND ALL DESIGN, MANUFACTURING, REPRODUCTION, USE, PATENT RIGHTS AND SALES RIGHTS ARE EXPRESSLY RESERVED BY SAMTEC, INC. THIS DOCUMENT SHALL NOT BE DISCLOSED, IN WHOLE OR PART, TO ANY UNAUTHORIZED PERSON OR ENTITY NOR REPRODUCED, TRANSFERRED OR INCORPORATED IN ANY OTHER PROJECT IN ANY MANNER WITHOUT THE EXPRESS WRITTEN CONSENT OF SAMTEC, INC.

DO NOT SCALE DRAWING
SHEET SCALE: 2:1

MATERIAL:
INSULATOR: HI-TEMP THERMOPLASTIC,
COLOR: BLACK, UL 94V-0 COMPLIANT

TERMINALS:
HIGH PERFORMANCE COPPER ALLOY

DESCRIPTION:
EXAMAX™ POWER-RIGHT ANGLE RECEPTACLE ASSY
DWG. NO.



520 PARK EAST BLVD, NEW ALBANY, IN 47150
PHONE: 812-944-6733 FAX: 812-948-5047
e-Mail info@SAMTEC.com code 5322

EPTS-X-X-D-RA-XX

BY: B BLESSING 3/20/2018 SHEET 1 OF 1