

**DESIGNED & DIMENSIONED
IN MILLIMETERS
(INCHES FOR REFERENCE ONLY)**

ERI8-XXX-X-D-RA-X-XR

No OF POSITIONS (PER ROW)

-019 & -031

PLATING SPECIFICATION

-S: SELECTIVE GOLD, MATTE TIN TAIL
(USE C-230-01-S & C-231-01-S)

ROW SPECIFICATION

-D: DOUBLE

TAPE & REEL (SEE NOTES 6, 7 & 8)

-TR: TAPE & REEL
-FR: FULL REEL QTY TAPE & REEL

OPTION

-K: KAPTON

TAIL OPTION

-RA: STANDARD

DO NOT
SCALE FROM
THIS PRINT

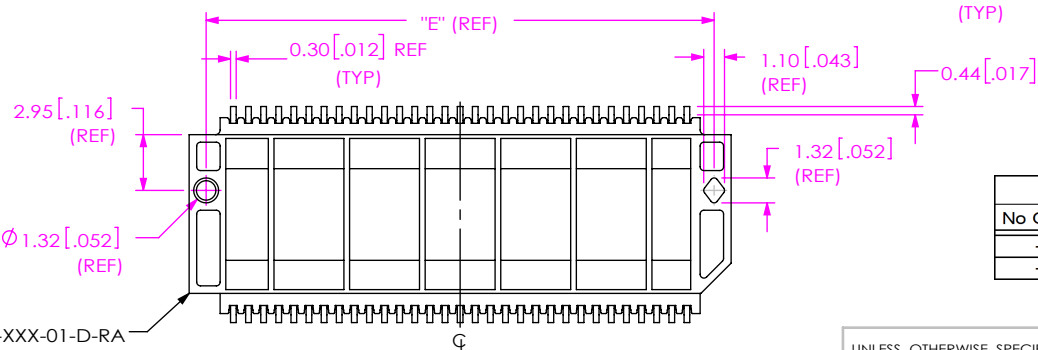
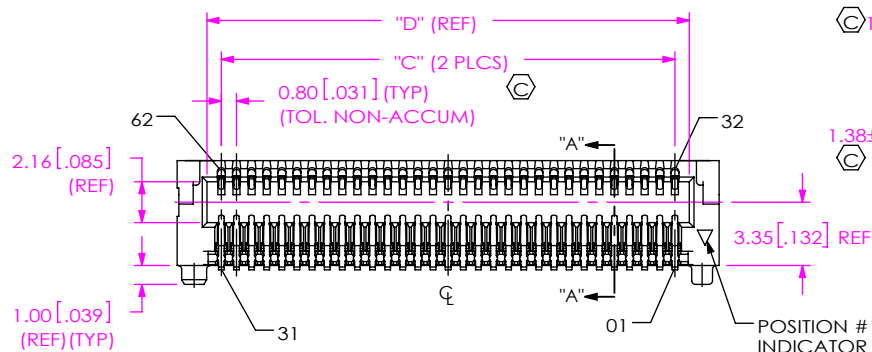
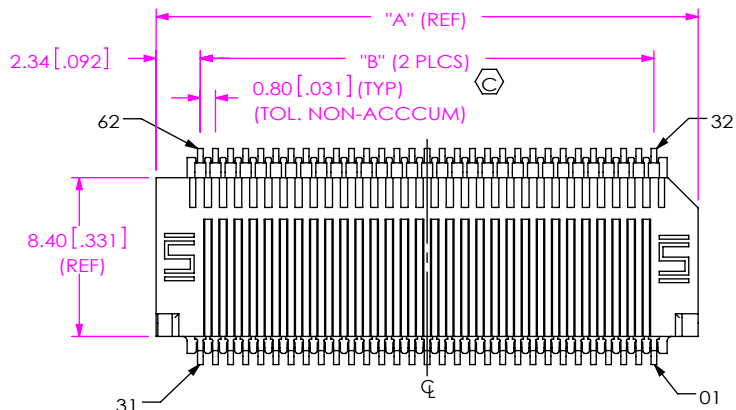
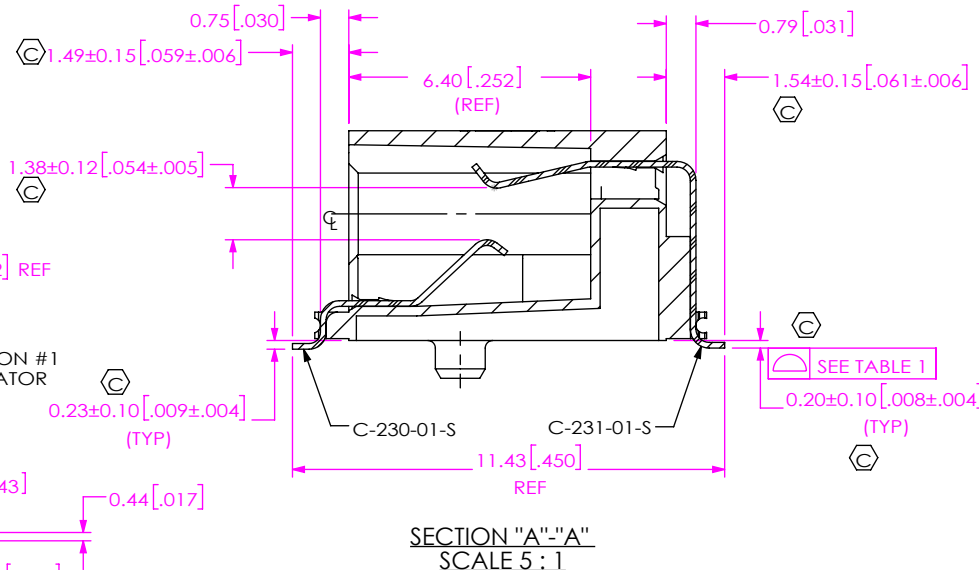
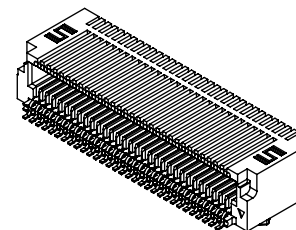


FIG 1
(ERI8-031-S-D-RA SHOWN)



No OF POS	"A"	"B"	"C"	"D"	"E"
-019	19.08 [.751]	14.40 [.567]	14.40 [.567]	15.92 [.627]	17.28 [.680]
-031	28.68 [1.129]	24.00 [.945]	24.00 [.945]	25.52 [1.005]	26.88 [1.058]

No OF POS	COPLANARITY
-019 & -031	0.102 [.0040]

NOTES:

- ⊕ REPRESENTS A CRITICAL DIMENSION.
- BURR ALLOWANCE: 0.038 [.0015] MAX.
- MINIMUM PUSHOUT FORCE: 2.22 N [.5 LB].
- PARTS TO BE PACKAGED IN TRAYS, UNLESS -TR OR -FR OPTION IS SPECIFIED.
- MEASURE AT BENDS.
- TAPE & REEL IS STANDARD PACKAGING
- ORDERS WILL BE PACKAGED ACCORDING TO THE SAMTEC PACKAGING EFFICIENCY STANDARDS (SPES) FOUND ON WWW.SAMTEC.COM.
- ATTACH LABEL -4X2 TO EACH REEL.

UNLESS OTHERWISE SPECIFIED, DIMENSIONS ARE IN MILLIMETERS. TOLERANCES ARE:

DECIMALS ANGLES
.X: ±0.3 [.01] 2°
.XX: ±0.13 [.005]
.XXX: ±0.051 [.0020]

PROPRIETARY NOTE

THIS DOCUMENT CONTAINS INFORMATION CONFIDENTIAL AND PROPRIETARY TO SAMTEC, INC. AND SHALL NOT BE REPRODUCED OR TRANSFERRED TO OTHER DOCUMENTS OR DISCLOSED TO OTHERS OR USED FOR ANY PURPOSE OTHER THAN THAT WHICH IT WAS OBTAINED WITHOUT THE EXPRESSED WRITTEN CONSENT OF SAMTEC, INC.

MATERIAL: DO NOT SCALE DRAWING SHEET SCALE: 1:0.7
INSULATOR: LCP, COLOR: BLACK
CONTACT: BeCu Alloy



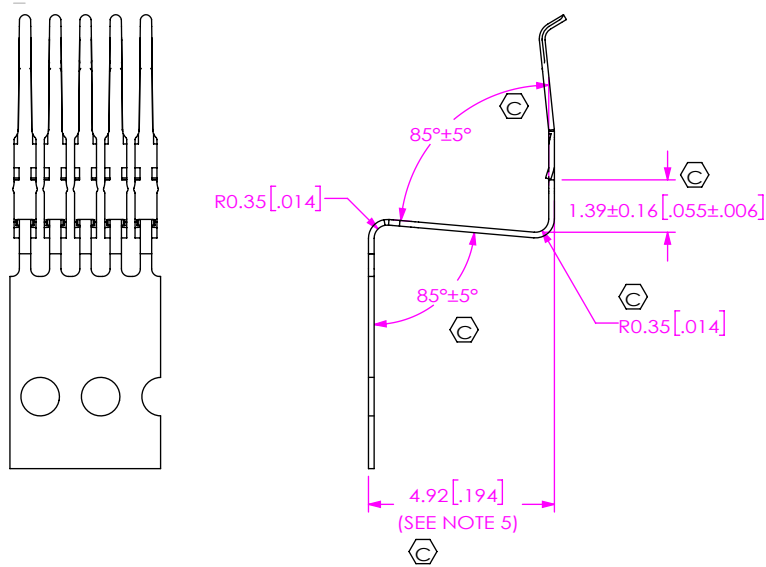
520 PARK EAST BLVD, NEW ALBANY, IN 47150
PHONE: 812-944-6733 FAX: 812-948-5047
e-Mail: info@SAMTEC.com code: 55322

DESCRIPTION:
.800 [.032] RIGHT ANGLE EDGE CARD ASSEMBLY
DWG. NO.

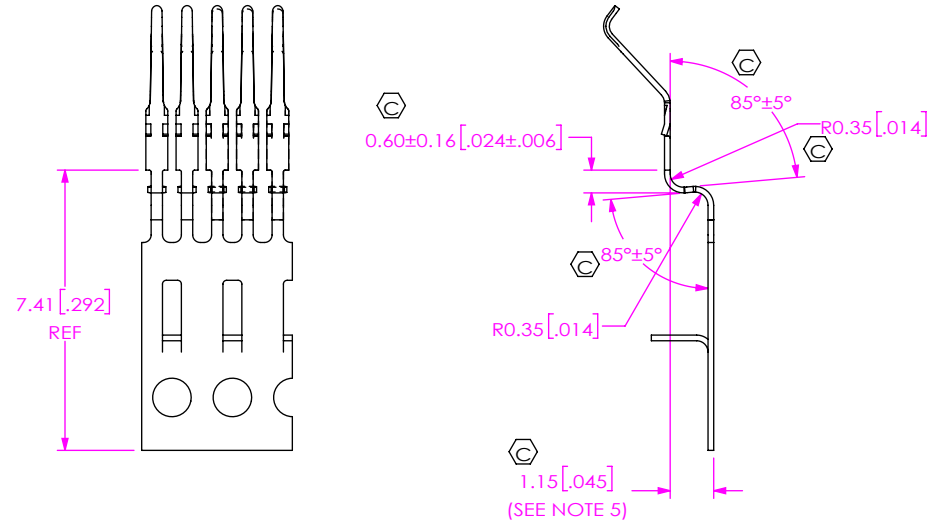
ERI8-XXX-X-D-RA-X-XR

BY: C PIERCE 4/17/2007 SHEET 1 OF 3

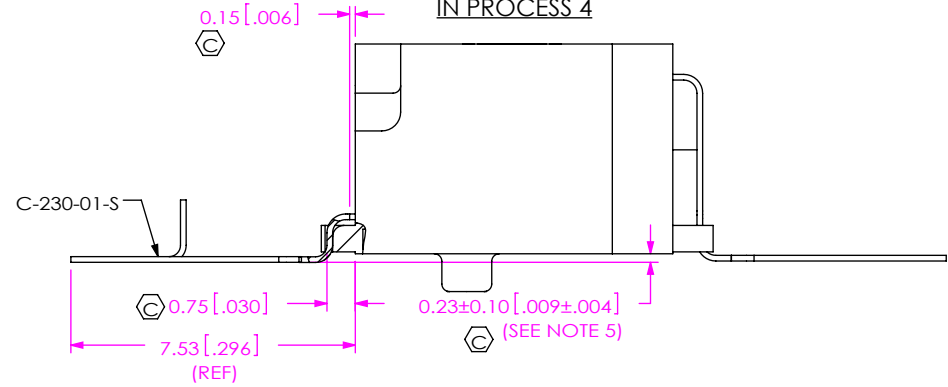
IN PROCESS 1
(C-231-01-S)



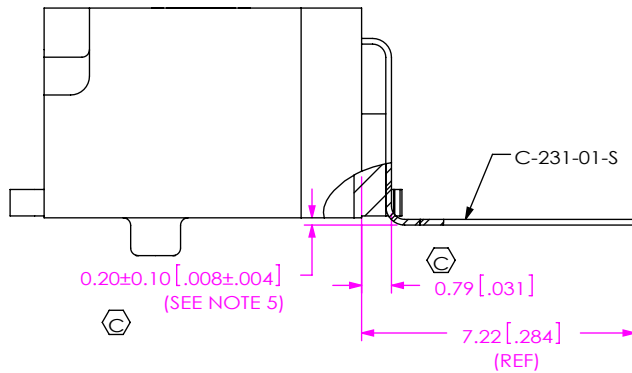
IN PROCESS 3
(C-230-01-S)



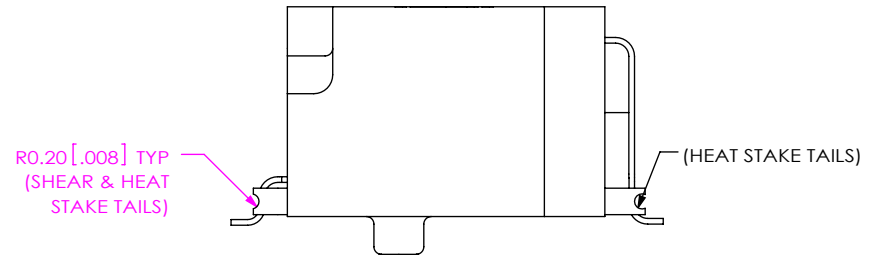
IN PROCESS 4



IN PROCESS 2



IN PROCESS 5



PROPRIETARY NOTE

THIS DOCUMENT CONTAINS INFORMATION CONFIDENTIAL AND PROPRIETARY TO SAMTEC, INC. AND SHALL NOT BE REPRODUCED OR TRANSFERRED TO OTHER DOCUMENTS OR DISCLOSED TO OTHERS OR USED FOR ANY PURPOSE OTHER THAN THAT WHICH IT WAS OBTAINED WITHOUT THE EXPRESSED WRITTEN CONSENT OF SAMTEC, INC.

DO NOT SCALE DRAWING

SHEET SCALE: 1:0.2



520 PARK EAST BLVD, NEW ALBANY, IN 47150
PHONE: 812-944-6733 FAX: 812-948-5047
e-Mail: info@SAMTEC.com code: 55322

DESCRIPTION:
800[.032] RIGHT ANGLE EDGE CARD ASSEMBLY
DWG. NO.

ER18-XXX-X-D-RA-X-XR

BY: C PIERCE 4/17/2007 SHEET 2 OF 3

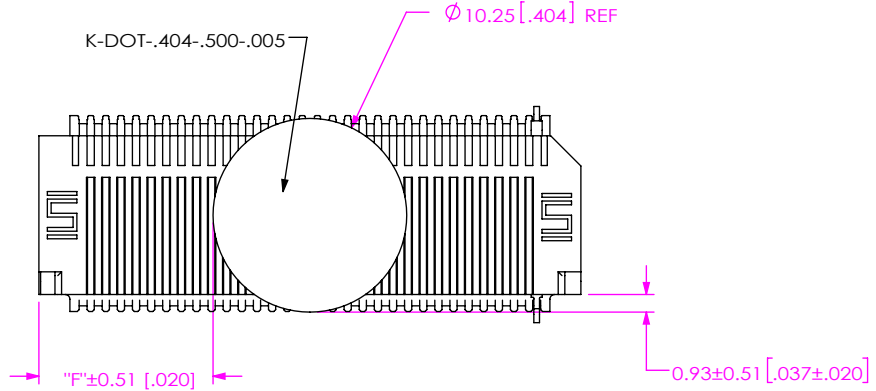


TABLE 2	
No OF POS	"F"
-019	4.22 [.174]
-031	9.22 [.363]

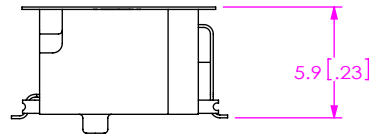
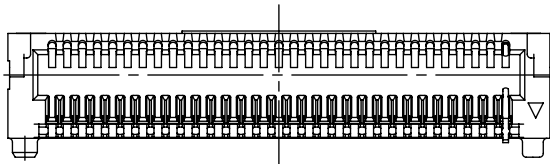


FIG 2
(ER18-031-S-D-RA-K SHOWN)

PROPRIETARY NOTE
 THIS DOCUMENT CONTAINS INFORMATION CONFIDENTIAL AND PROPRIETARY TO SAMTEC, INC. AND SHALL NOT BE REPRODUCED OR TRANSFERRED TO OTHER DOCUMENTS OR DISCLOSED TO OTHERS OR USED FOR ANY PURPOSE OTHER THAN THAT WHICH IT WAS OBTAINED WITHOUT THE EXPRESSED WRITTEN CONSENT OF SAMTEC, INC.

DO NOT SCALE DRAWING
 SHEET SCALE: 5:1



520 PARK EAST BLVD, NEW ALBANY, IN 47150
 PHONE: 812-944-6733 FAX: 812-948-5047
 e-Mail: info@SAMTEC.com code: 55322

DESCRIPTION:
 .800[.032] RIGHT ANGLE EDGE CARD ASSEMBLY

DWG. NO.
 ER18-XXX-X-D-RA-X-R

BY: C PIERCE 4/17/2007 SHEET 3 OF 3