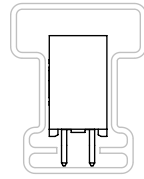


SURFACE MOUNT

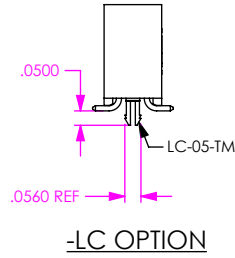


THROUGH HOLE

TUBE: PT-1-24-02-44  
PLUG: TP-07

SEE NOTES 6 & 7 FOR ADDITIONAL PACKAGING INSTRUCTIONS

PACKAGING VIEW



-LC OPTION

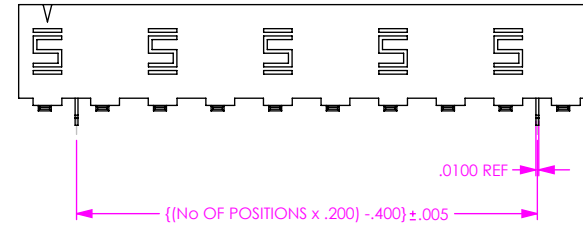
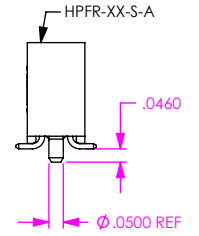


FIG 2

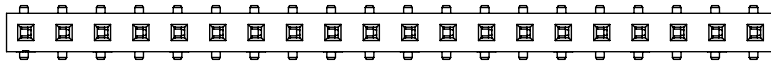
-LC & -A OPTIONS  
(-LC & -A OPTION ONLY AVAILABLE ON -02 LEAD STYLE)  
(SAME AS FIG 1 EXCEPT WHERE SHOWN)



-A OPTION

IN-PROCESS 1  
FILL C-130-XX-X

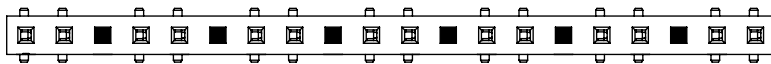
STANDARD FILL



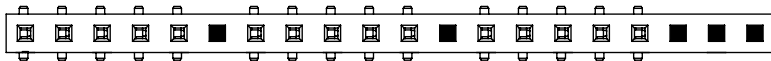
POLARIZED OPTION

■ = DENOTES EMPTY POSITION

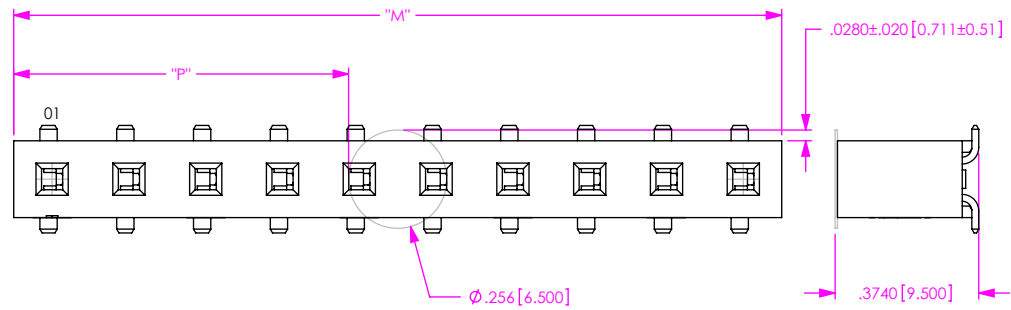
-02 POLARIZATION  
(7 FINISHED GOODS)  
HPF-20-02-XX-S-02 SHOWN



-05 POLARIZATION  
(3 FINISHED GOODS)  
HPF-20-02-XX-S-05 SHOWN



-12 POLARIZATION  
(1 FINISHED GOODS)  
HPF-20-01-XX-S-12 SHOWN



NOTE: "M" = USED MEASURED DIMENSION (REF)  
"P" =  $\{("M" - .256 [6.50]) / 2\} \pm .020 [1.51]$

FIG 3

-K: POLYIMIDE FILM PAD OPTION  
(SHOWN: HPF-10-02-X-S-K)

PROPRIETARY NOTE

THIS DOCUMENT CONTAINS CONFIDENTIAL AND PROPRIETARY INFORMATION AND ALL DESIGN, MANUFACTURING, REPRODUCTION, USE, PATENT RIGHTS AND SALES RIGHTS ARE EXPRESSLY RESERVED BY SAMTEC, INC. THIS DOCUMENT SHALL NOT BE DISCLOSED, IN WHOLE OR PART, TO ANY UNAUTHORIZED PERSON OR ENTITY NOR REPRODUCED, TRANSFERRED OR INCORPORATED IN ANY OTHER PROJECT IN ANY MANNER WITHOUT THE EXPRESS WRITTEN CONSENT OF SAMTEC, INC.

DO NOT SCALE DRAWING

SHEET SCALE: 2:1



520 PARK EAST BLVD, NEW ALBANY, IN 47150  
PHONE: 812-944-6733 FAX: 812-948-5047  
e-Mail: info@SAMTEC.com code: 55322

DESCRIPTION: .200 HI POWER SOCKET ASSEMBLY

DWG. NO. HPF-XX-XX-XX-S-XX-XX-X-XX

BY: DEAN P 01/04/1999 SHEET 2 OF 2