

DESIGNED & DIMENSIONED
IN MILLIMETERS [INCHES]

PTT-1XX-01-X-S-XXX

DO NOT
SCALE FROM
THIS PRINT

No OF POSITIONS
-02 THRU -50
(PER ROW)

POLARIZATION OPTION
-XXX INDICATES POSITION
TO BE OMITTED

LEAD STYLE
-01

ROW SPECIFICATION
-S: SINGLE

PLATING SPECIFICATION

-S: 30µ" SELECTIVE GOLD IN CONTACT AREA,
MATTE TIN ON TAIL
(USE T-1S47-XX-S)

-L: 10µ" LIGHT SELECTIVE GOLD IN CONTACT AREA,
MATTE TIN ON TAIL
(USE T-1S47-XX-L)

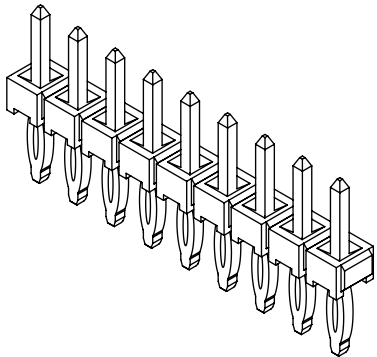
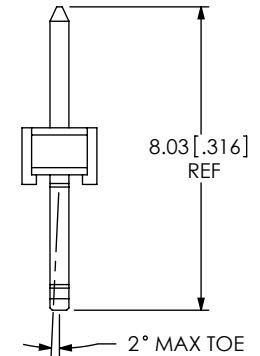
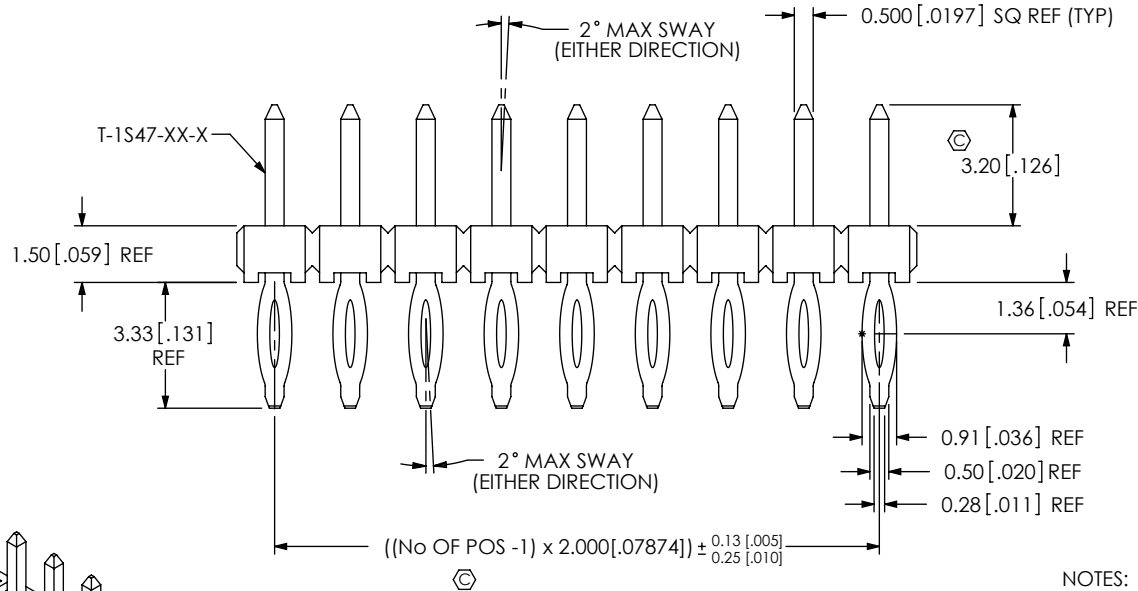
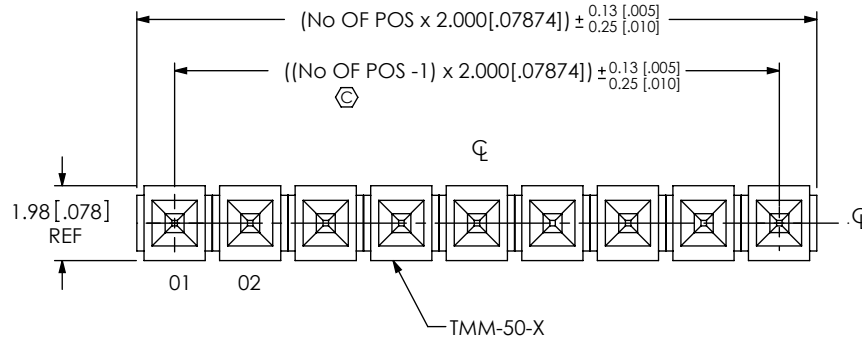


FIG 1
PTT-110-01-X-S SHOWN

NOTES:

1. Ⓢ REPRESENTS A CRITICAL DIMENSION.
2. MAXIMUM CUT FLASH: 0.38 [.015].
3. MINIMUM PUSHOUT FORCE: 1.0 LB PER PIN.
4. PARTS TO BE BULK PACKAGED.
5. MAX ALLOWABLE BOW 0.04 MM/MM.

UNLESS OTHERWISE SPECIFIED,
DIMENSIONS ARE IN MILLIMETERS.
TOLERANCES ARE:
DECIMALS ANGLES
X.X: ±0.3 [.01] 2°
X.XX: ±0.13 [.005]
X.XXX: ±0.051 [.0020]

PROPRIETARY NOTE

THIS DOCUMENT CONTAINS INFORMATION
CONFIDENTIAL AND PROPRIETARY TO
SAMTEC, INC. AND SHALL NOT BE REPRODUCED
OR TRANSFERRED TO OTHER DOCUMENTS OR
DISCLOSED TO OTHERS OR USED FOR ANY
PURPOSE OTHER THAN THAT WHICH IT WAS
OBTAINED WITHOUT THE EXPRESSED WRITTEN
CONSENT OF SAMTEC, INC.

samtec

520 PARK EAST BLVD, NEW ALBANY, IN 47150
PHONE: 812-944-6733 FAX: 812-948-5047
e-Mail info@SAMTEC.com code 53322

MATERIAL: DO NOT SCALE DRAWING SHEET SCALE: 2:1

INSULATOR: VECTRA LCP, COLOR: BLACK
TERMINAL: PHOS BRONZE

DESCRIPTION:
2MM PRESS FIT TERMINAL STRIP

DWG. NO. PTT-1XX-01-X-S-XXX

BY: ROY LUO 1/4/2011 SHEET 1 OF 1