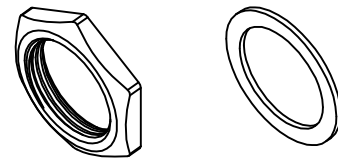
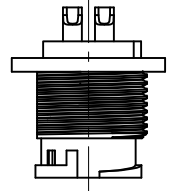
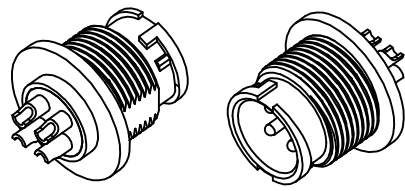


REV.	DESCRIPTION	DRAWN	DATE
1	INITIAL RELEASE	FROS	2020/06/10

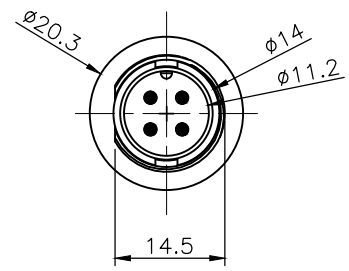
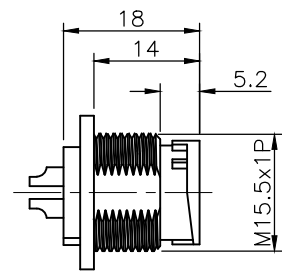


Nut Gasket

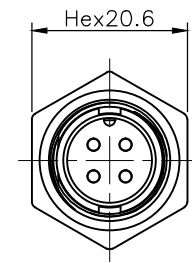
Accessories

SPECIFICATION:

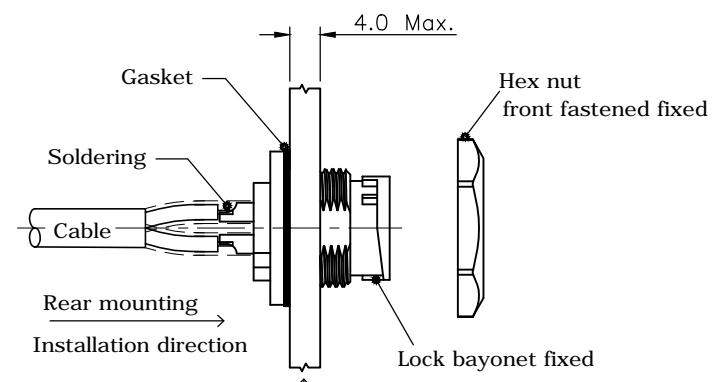
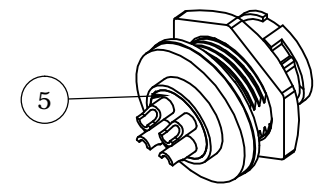
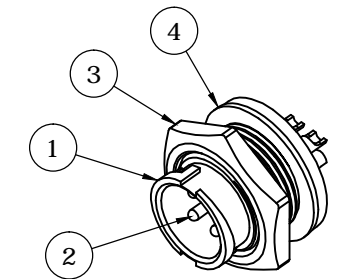
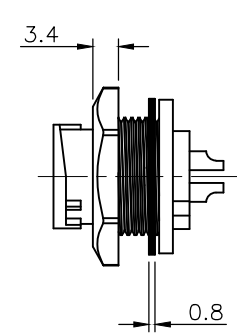
1. Current Rating: 2A/ 5A/ 10A per pin (see P2. table)
2. Contact Resistance: 10mΩ
3. Insulation Resistance: 100MΩ
4. Dielectric Withstanding Voltage: 500VAC
5. Durability: 1000 Cycle
6. Operating temperature range: -40°C~+85°C
7. Storage temperature range: -40°C~+85°C
8. Water Proof: IP67



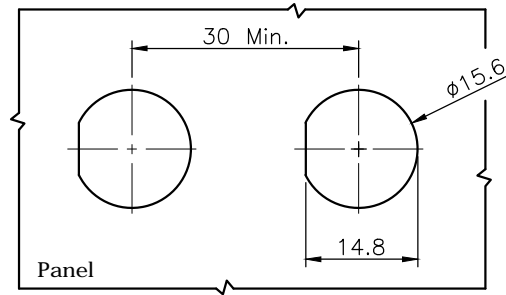
Body



Assembly View




Rear side ← Panel → Front side
(Inside) (Fixed plate) (Outside)



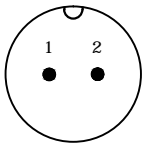
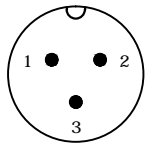
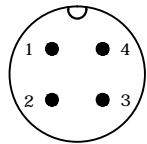
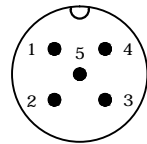
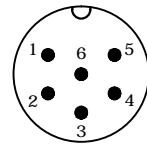
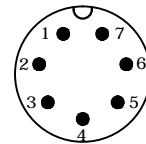
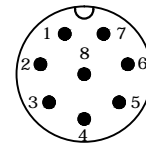
Recommend Panel Cut

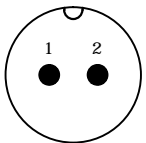
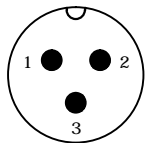
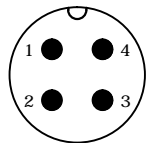
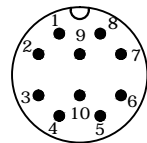
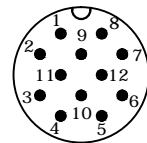
5	GLUE	EPOXY
4	GASKET	Silicone, Gray
3	HEX NUT	PA66, UL94V-0, Black
2	CONTACT	Brass, 1u" Min. Gold Plating over Nickel
1	HOUSING	PA66, UL94V-0, Black

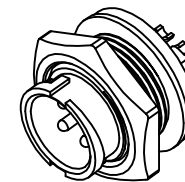
NO.		PART NAME		DESCRIPTION	
UNLESS OTHERWISE SPECIFIED TOLERANCE					
UNIT:	DECIMAL	LINEAR	ANGLES	 www.attend.com.tw	
	X.	±0.50	±5°		
	X.X	±0.25	±3°		
	X.XX	±0.12	±1°		
DRAWN	Fros	2020/06/10	DRAWN NAME: B Size Connector, Panel Fixed Front Fastened Bayonet, M Skt M Solder Pin		
CHECKED	Tim	2020/06/10	PRODUCT NO. see page 2 table		
APPROVED	Ken	2020/06/10	FILE NAME 227B-SMMO_B_1		
SCALE	1/1	SHEET	1/2	SIZE	A4

REV.	DESCRIPTION	DRAWN	DATE
	SEE SHEET ONE		



TABLE: Pin Count/ Pin Assignment/ Current Rating/ Part Number

Part Number	227B-02M06	227B-03M08	227B-04M05	227B-05M03	227B-06M03	227B-07M02	227B-08M03
Pin Assignment							
Pin Count	2Pin	3Pin	4Pin	5Pin	6Pin	7Pin	8Pin
Current Rating	5A	5A	5A	5A	5A	5A	5A

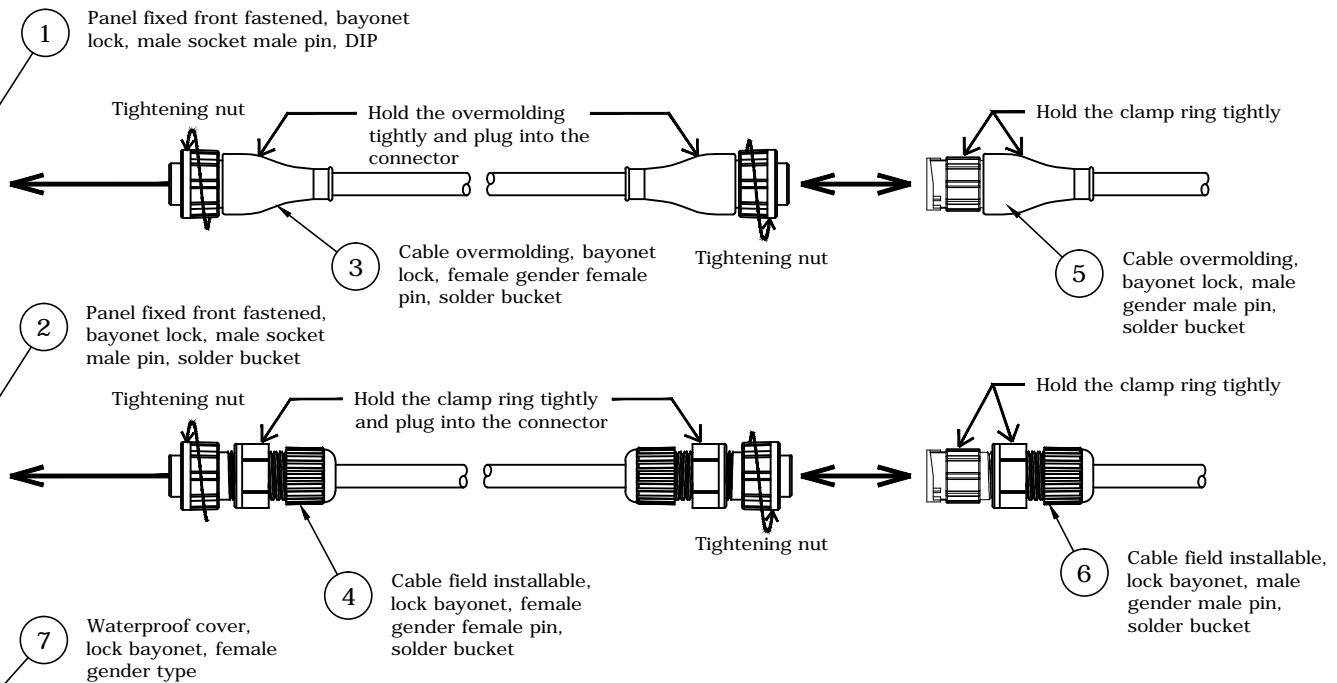
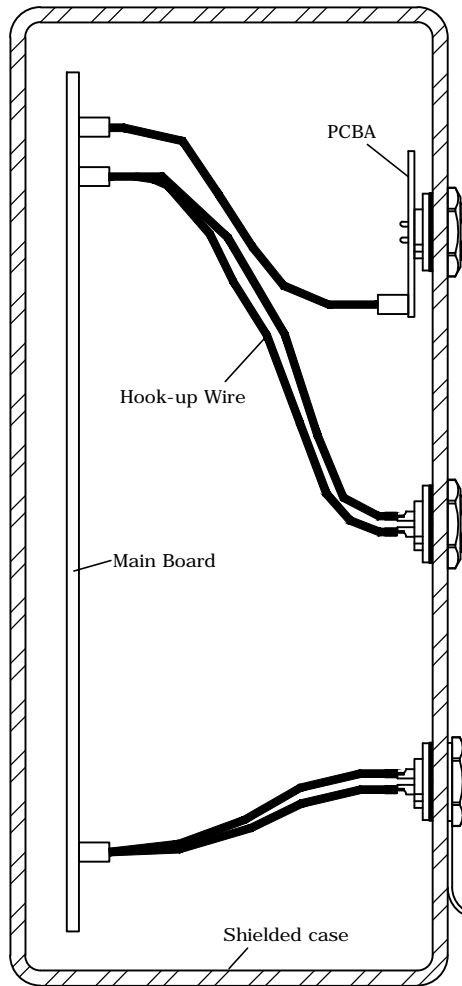
Part Number	227B-02M05	227B-03M07	227B-04M04	227B-10M03	227B-12M03
Pin Assignment					
Pin Count	2Pin	3Pin	4Pin	10Pin	12Pin
Current Rating	10A	10A	10A	2A	2A



Drawing Number: 227B-SMM0
 Description: B size connector, panel fixed front
 fastened bayonet lock, male Socket
 male pin, solder bucket


UNLESS OTHERWISE SPECIFIED TOLERANCE				 www.attend.com.tw		
UNIT:	DECIMAL	LINEAR	ANGLES			
mm	X.	±0.50	±5°			
	X.X	±0.25	±3°			
	X.XX	±0.12	±1°			
DRAWN	Fros	2020/06/10	DRAWN NAME:			
CHECKED	Tim	2020/06/10	B Size Connector, Panel Fixed Front Fastened Bayonet, M Skt M Solder Pin			
APPROVED	Ken	2020/06/10	PRODUCT NO.	see table		
	SCALE	SHEET	SIZE	FILE NAME		
	1/1	2/2	A4	227B-SMM0_B_1		

REV.	DESCRIPTION	DRAWN	DATE
1	INITIAL RELEASE	FROS	2020/06/10



Application	Ball no.	Drawing Number	Gender		Matchable drawing numbers			
			Conn. type	Pin type	1	2	3	4
Panel Fixed	①	227B-DMMO	Male	Male	227B-MFFO	227B-AFFO	227B-0001	
	②	227B-SMMO			③	④	⑦	
Cable	③	227B-MFFO	Female	Female	227B-DMMO	227B-SMMO	227B-MMMO	227B-AMMO
	④	227B-AFFO			①	②	⑤	⑥
	⑤	227B-MMMO	Male	Male	227B-MFFO	227B-AFFO	227B-0001	
	⑥	227B-AMMO			③	④	⑦	
Accessories	⑦	227B-0001	Female		①	②	⑤	⑥

UNLESS OTHERWISE SPECIFIED TOLERANCE			
UNIT:	DECIMAL	LINEAR	ANGLES
mm	X.	±0.50	±5°
	X.X	±0.25	±3°
	X.XX	±0.12	±1°
DRAWN	Fros	2020/06/10	
CHECKED	Tim	2020/06/10	
APPROVED	Ken	2020/06/10	
SCALE	1/2	SHEET	1/1
		SIZE	A4



ATTEND

www.attend.com.tw

DRAWN NAME:
B Size Water Proof Connector
Application Drawing

PRODUCT NO.

FILE NAME: 227B-Series_B_1