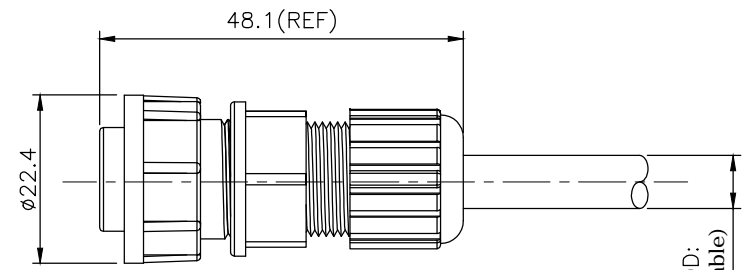
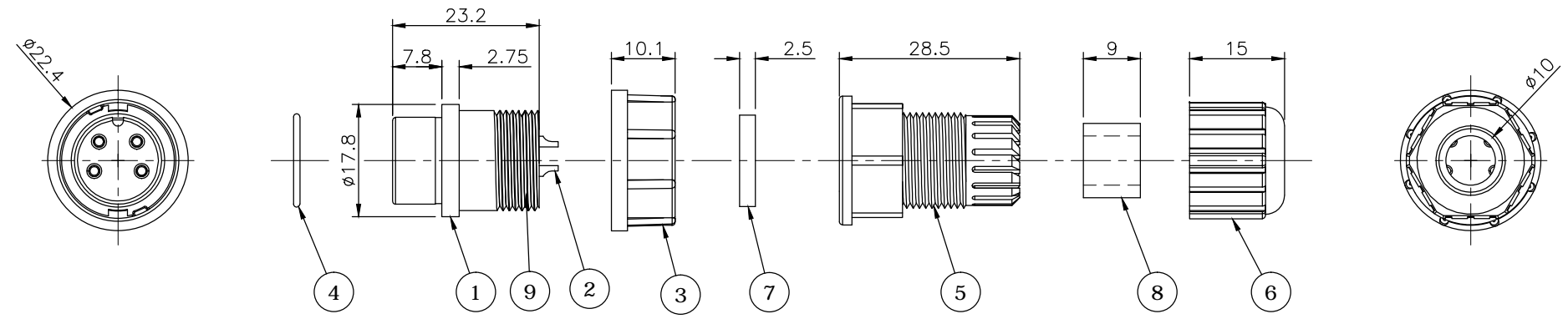


REV.	DESCRIPTION	DRAWN	DATE
1	INITIAL RELEASE	TIM	2020/06/10



SPECIFICATION:

1. Current Rating: 2A/ 5A/ 10A /20A per pin (see P2. table)
2. Contact Resistance: 10mΩ
3. Insulation Resistance: 100MΩ
4. Dielectric Withstanding Voltage: 500VAC
5. Durability: 1000 Cycle
6. Operating temperature range: -40°C~+85°C
7. Storage temperature range: -40°C~+85°C
8. Waterproof: IP67



C size connector, field installable cable lock bayonet, female socket female pin, solder bucket

9	GLUE	EPOXY
8	CABLE SEAL	Silicone, Gray
7	GASKET	Silicone, Gray
6	SEALING NUT	PA66, Black
5	CLAMP RING	PA66, UL94V-0, Black
4	ORING	Silicone, Gray
3	LOCK NUT	PA66, UL94V-0, Black
2	CONTACT	Brass, 1u" Min. Gold Plating over Nickel
1	HOUSING	PA66, UL94V-0, Black

NO.		PART NAME	DESCRIPTION
UNLESS OTHERWISE SPECIFIED TOLERANCE			
UNIT:	DECIMAL	LINEAR	ANGLES
	X.	±0.50	±5°
	X.X	±0.25	±3°
	X.XX	±0.12	±1°
DRAWN		Tim	2020/06/10
CHECKED		Fros	2020/06/10
APPROVED		Ken	2020/06/10
SCALE		1/1	SHEET 1/3
SIZE		A4	FILE NAME
DRAWN NAME:		C Size Connector, Field Installable Lock Bayonet, F Skt F Solder Pin	
PRODUCT NO.		see page 2 table	
FILE NAME		227C-AFFO_B_1	

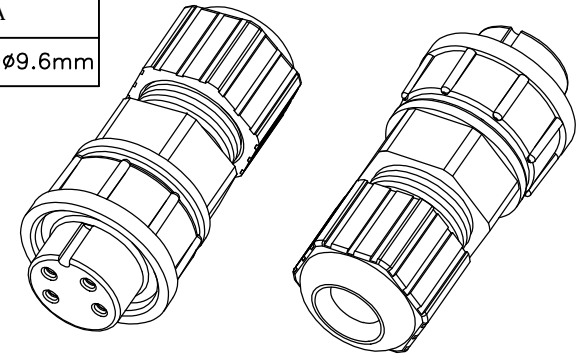


www.attend.com.tw


REV.	DESCRIPTION	DRAWN	DATE
	SEE SHEET ONE		

TABLE: Pin Count/ Pin Assignment/ Current Rating/ Part Number

Part Number	227C-03F02	227C-04F01	227C-05F01	227C-14F01	227C-18F01	227C-20F01
Pin Assignment						
Pin Count	3Pin	4Pin	5Pin	14Pin	18Pin	20Pin
Current Rating	20A	10A	10A	5A	2A	2A
Cable OD	ø8.6mm~ø9.6mm	ø6.5mm~ø7.6mm	ø6.5mm~ø7.6mm	ø6.5mm~ø7.6mm	ø8.6mm~ø9.6mm	ø8.6mm~ø9.6mm

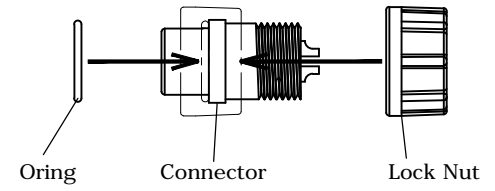


Drawing Number: 227C-AFF0
 Description: C size connector, field installable cable lock bayonet, female socket female pin, solder bucket

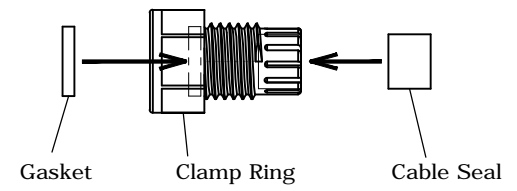
UNLESS OTHERWISE SPECIFIED TOLERANCE				 www.attend.com.tw	
UNIT:	DECIMAL	LINEAR	ANGLES		
mm	X.	±0.50	±5°		
	X.X	±0.25	±3°		
	X.XX	±0.12	±1°		
DRAWN	Tim	2020/06/10	DRAWN NAME:		
CHECKED	Fros	2020/06/10	C Size Connector, Field Installable Lock Bayonet, F Skt F Solder Pin		
APPROVED	Ken	2020/06/10	PRODUCT NO.	see table	
	SCALE 1/1	SHEET 2/3	SIZE A4	FILE NAME	227C-AFF0_B_1

REV.	DESCRIPTION	DRAWN	DATE
	SEE SHEET ONE		

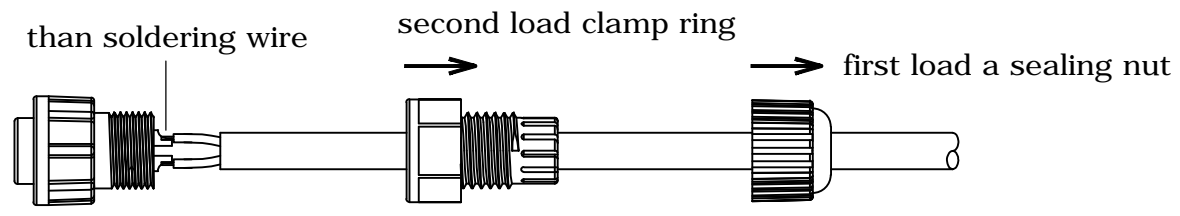
1. Pre-assembled connector



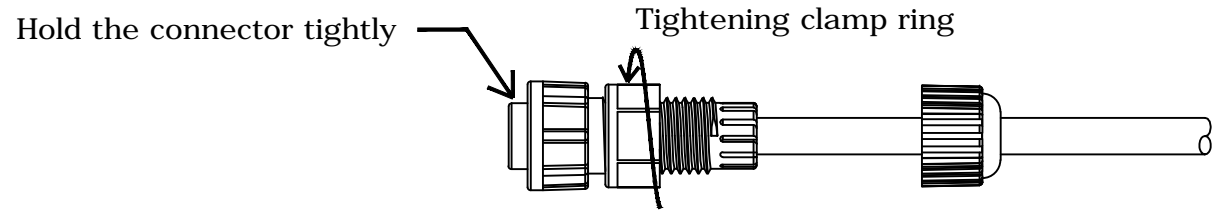
2. Pre-assembled cable clamp



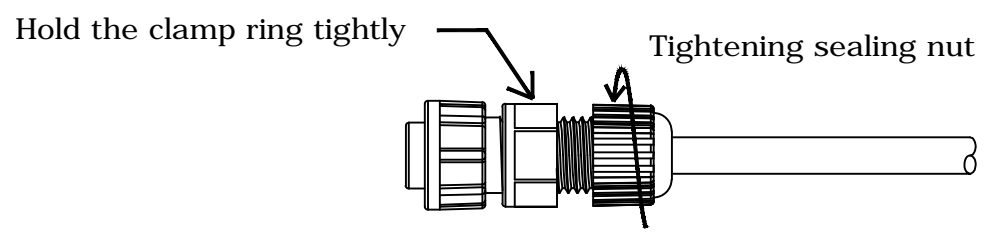
3. Wire processing





4. Assembly clamp ring

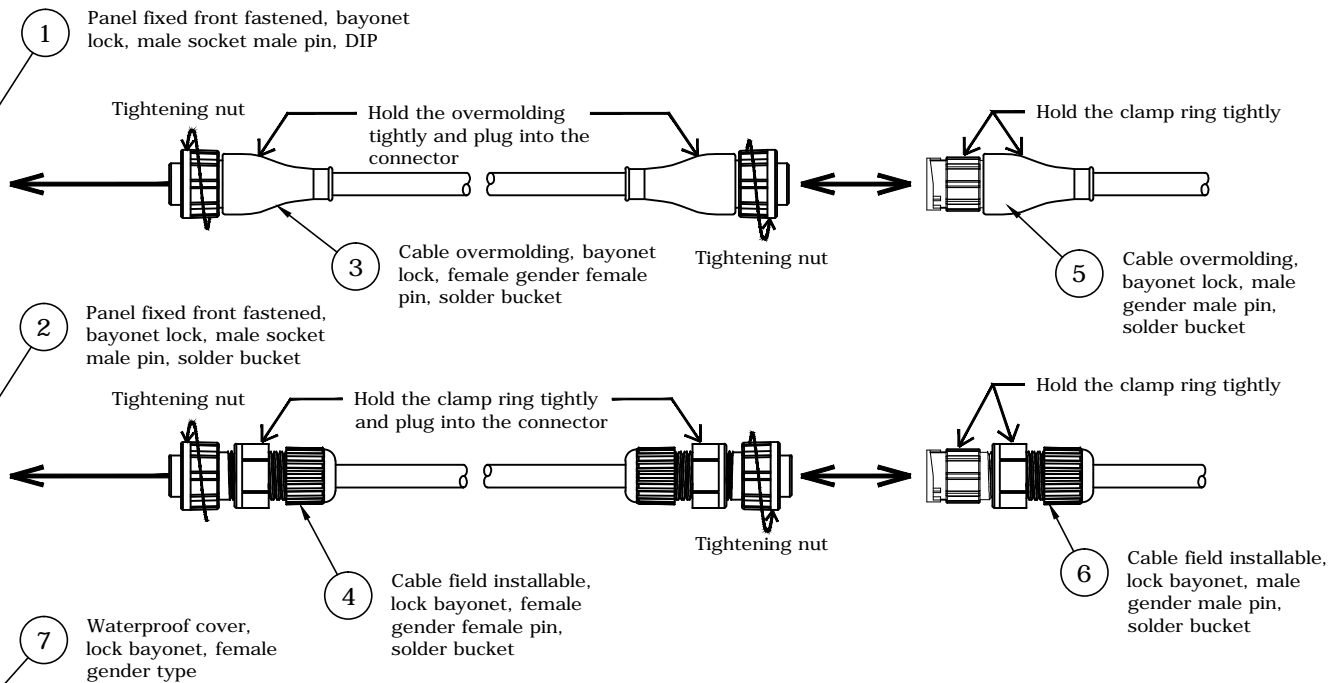
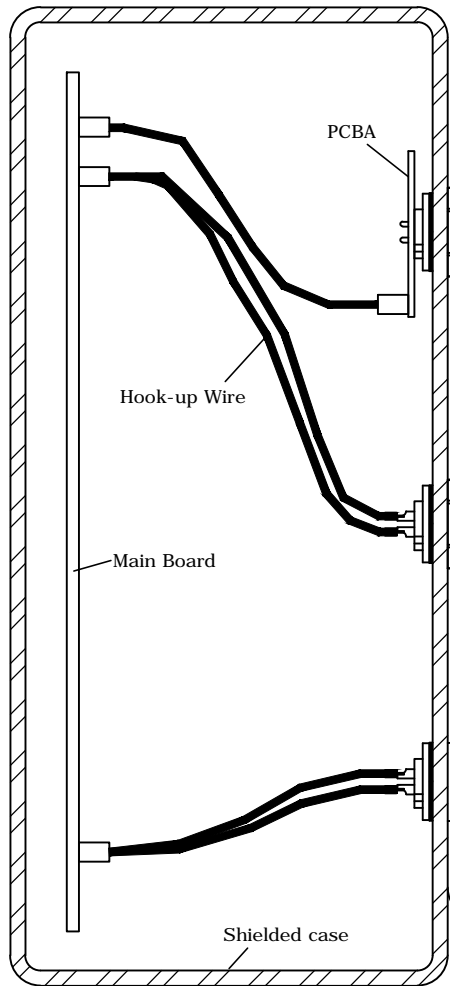


5. Assembly sealing nut




UNLESS OTHERWISE SPECIFIED TOLERANCE				 www.attend.com.tw
UNIT:	DECIMAL	LINEAR	ANGLES	
mm	X.	±0.50	±5°	
	X.X	±0.25	±3°	
	X.XX	±0.12	±1°	
DRAWN	Tim	2020/06/10	DRAWN NAME:	
CHECKED	Fros	2020/06/10	C Size Connector, Field Installable Lock Bayonet, F Skt F Solder Pin	
APPROVED	Ken	2020/06/10	PRODUCT NO. see p/n table	
	SCALE n/a	SHEET 3/3	SIZE A4	FILE NAME 227C-AFFO_B_1

REV.	DESCRIPTION	DRAWN	DATE
1	INITIAL RELEASE	TIM	2020/06/10



Application	Ball no.	Drawing Number	Gender		Matchable drawing numbers			
			Conn. type	Pin type	1	2	3	4
Panel Fixed	①	227C-DMMO	Male	Male	227C-MFFO ③	227C-AFFO ④	227C-0001 ⑦	
	②	227C-SMMO	Female	Female	227C-DMMO ①	227C-SMMO ②	227C-MMMO ⑤	227C-AMMO ⑥
Cable	③	227C-MFFO	Male	Male	227C-MFFO ③	227C-AFFO ④	227C-0001 ⑦	
	④	227C-AFFO	Female	Female	227C-DMMO ①	227C-SMMO ②	227C-MMMO ⑤	227C-AMMO ⑥
	⑤	227C-MMMO	Female	Female	227C-DMMO ①	227C-SMMO ②	227C-MMMO ⑤	227C-AMMO ⑥
Accessories	⑦	227C-0001	Female	Female	227C-MFFO ③	227C-AFFO ④	227C-0001 ⑦	

UNLESS OTHERWISE SPECIFIED TOLERANCE			
UNIT:	DECIMAL	LINEAR	ANGLES
mm	X.	±0.50	±5°
	X.X	±0.25	±3°
	X.XX	±0.12	±1°
DRAWN	Tim	2020/06/10	
CHECKED	Fros	2020/06/10	
APPROVED	Ken	2020/06/10	
SCALE	1/2	SHEET	1/1
		SIZE	A4


ATTEND
www.attend.com.tw

DRAWN NAME: C Size Water Proof Connector Application Drawing
 PRODUCT NO.:
 FILE NAME: 227C-Series_B_1