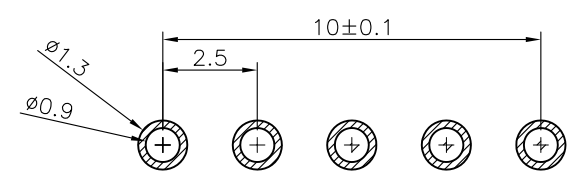
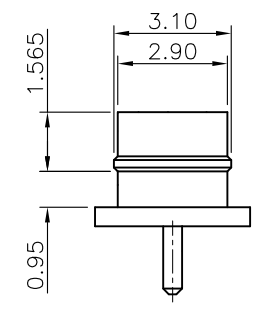
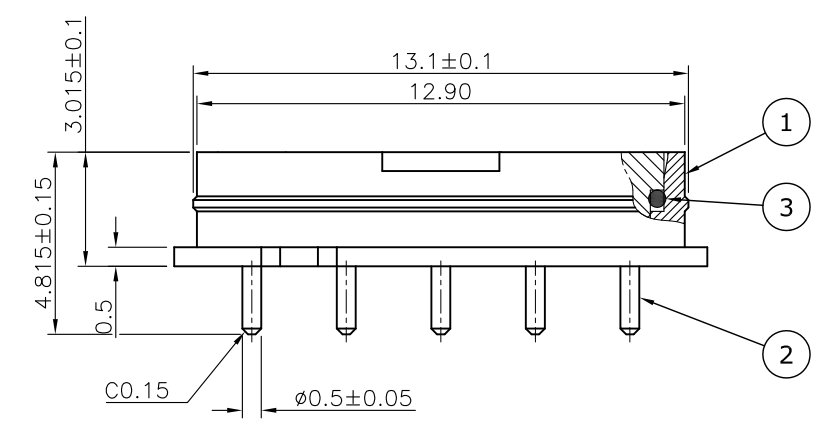
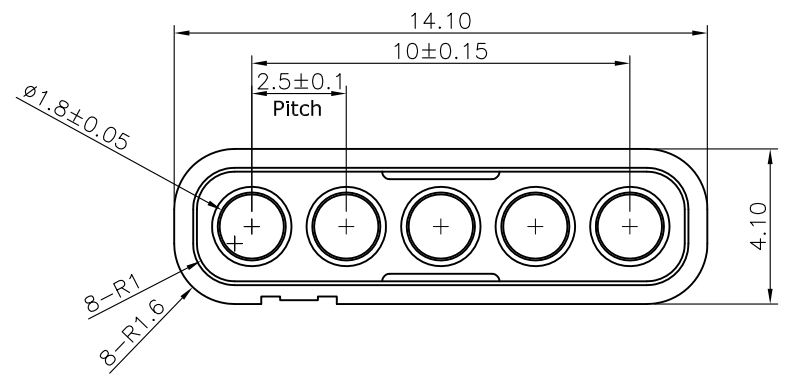


REV.	DESCRIPTION	DRAWN	DATE
1	INITIAL RELEASE	FROS	2016/03/30
2	Add section view	FROS	2019/05/15

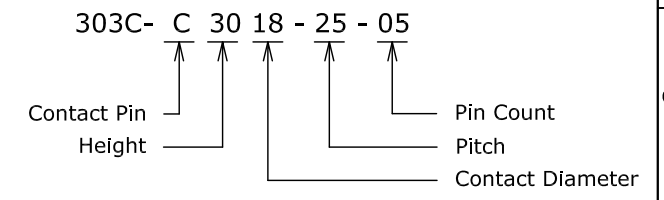


Recommended Layout
General Tolerance: ±0.05mm


SPECIFICATION:

1. ELECTRICAL
 - 1.1 Current Rating: 2A per pin
 - 1.2 Voltage Rating: 12V AC/DC
 - 1.3 Contact Resistance: 50mΩ
 - 1.4 Insulation Resistance: 100MΩ
 - 1.5 Dielectric Withstanding Voltage: 500VAC
2. MECHANICAL
 - 2.1 Durability: 20,000 Cycles
3. ENVIRONMENTAL
 - 3.1 Operating temperature range: -40°C~+85°C
 - 3.2 Storage temperature range: -40°C~+85°C
 - 3.3 Waterproof Level: IPX7
4. SOLDER ABILITY
 - 4.1 Peak Temperature: 250°C, 10Sec

How to Order



3	O-Ring	Silicone Rubber
2	Contact Pin	Brass, 30u" Gold/ 120u" Nickel Plating
1	Housing	PPA 30%GF, UL94HB, Black
NO.	PART NAME	DESCRIPTION

UNLESS OTHERWISE SPECIFIED TOLERANCE					
UNIT:	DECIMAL	LINEAR	ANGLES		
mm	X.	±0.50	±5°	WWW.ATTEND.COM.TW	
	X.X	±0.25	±3°		
	X.XX	±0.12	±1°		
DRAWN	Fros	2016/03/30	DRAWN NAME:		
CHECKED	Amy	2016/03/30	Pogo Pin Water Proof Contact Type		
APPROVED	Ken	2016/03/30	5 Pin H3.0 Pitch 2.5 DIP w/o Cap, 30u"		
SCALE	SHEET	SIZE	PRODUCT NO.	FILE NAME	
5/1	1/1	A4	303C-C3018-25-05	303C-C3018-25-05_B_2	